

1

Go to <http://linkedin.com> and find the sign up form.

2

Enter your ► **first name**, ► **last name**, ► **email** and ► **password**. Then click ► **Join Now**

3

Fill in your location details and click ► **Next**. Then, fill in your company details and click ► **Next**.

4

Pick an option to help personalise your newsfeed. On the next screen, enter the code you will receive via email and click ► **Verify**.

Be great at what you do
Get started - it's free.

First name

Last name

Email

Password (6 or more characters)

By clicking Join now, you agree to the LinkedIn User Agreement, Privacy Policy, and Cookie Policy.

Join now

First, let's make sure you're recognizable
This will help others recognize you on LinkedIn

Country *
Ireland

Postal code (optional)
D7

The people, jobs, and news we show you will be more relevant if you add your location

* Required information

Next

First, let's make sure you're recognizable
This will help others recognize you on LinkedIn

Are you a student? * ☐ Yes ☒ No

Job title *

Company *

* Required information

Next

What are you most interested in?
We'll use this info to personalize your experience. (Don't worry, we'll keep it private.)

Keeping in touch with my contacts >

Finding a job >

Building my professional network >

Staying up-to-date with my industry >

Not sure yet, I'm open! >

Let's confirm your email
It's just one step: enter the code we've sent to nphadresi@housat.com

491757

Verify

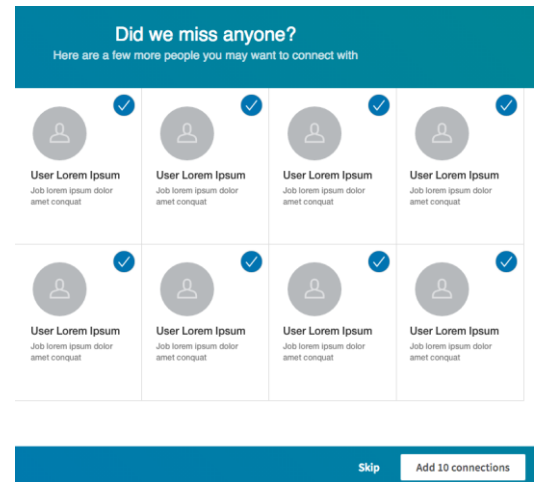
Didn't receive the code? Send again

Confirming your email means you can:

Add connections Apply for jobs Get updates

5

LinkedIn is going to have some friend suggestions based on your email address. You can ► **Skip** this step if you want.

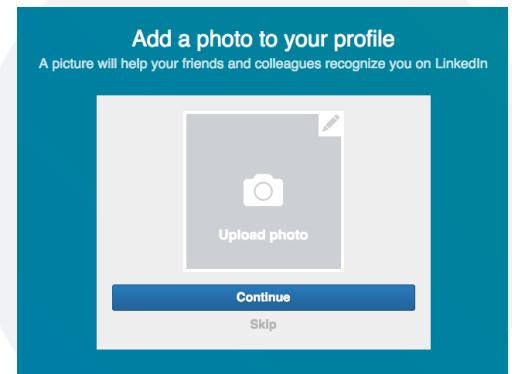


6

You can add a profile picture by clicking the ► **pencil icon** and selecting from your computer. Then click ► **Continue**

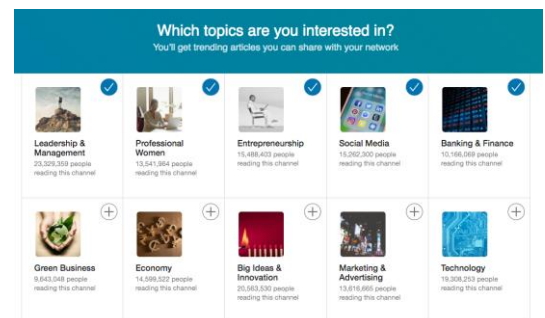
Tip: Make sure your picture looks professional, bright and the background is clear.

LinkedIn will reject your photo if it's bigger than 20,000 pixels wide or tall, or has a file size of more than 10 megabytes. Your photo also needs to be at least 400 x 400 pixels.



7

You will be presented with a list of interests you can choose from (you can pick as many as you wish) and click **Add**. Or you can **skip** this step and select them later.



8

LinkedIn will then give you the option to download their mobile app. You can enter your mobile number if you wish to receive a link to the download page or you can click **Next** to complete your registration.

