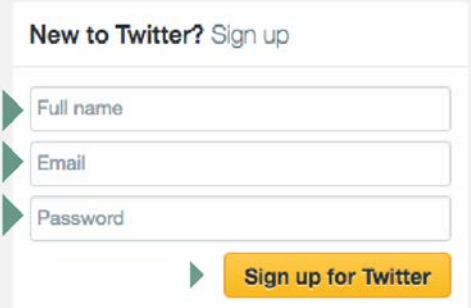




1

Go to <http://twitter.com> and find the sign up box, or go directly to <https://twitter.com/signup>.



New to Twitter? Sign up

Full name

Email

Password

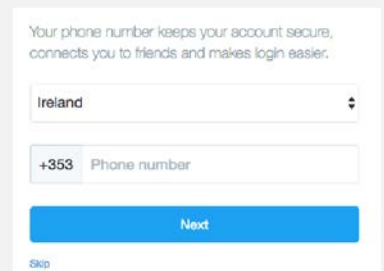
Sign up for Twitter

2

Enter your ► **full name**, ► **phone number**, and a ► **password**. Then click ► **Sign up for Twitter**.

3

In order to verify your phone number, Twitter will send you an SMS text message with a code. Enter the verification code in the box provided. *(You can skip this step)*



Your phone number keeps your account secure, connects you to friends and makes login easier.

Ireland

+353 Phone number

Next

Skip

4

Once you've clicked Sign up for Twitter, you can **select a username**

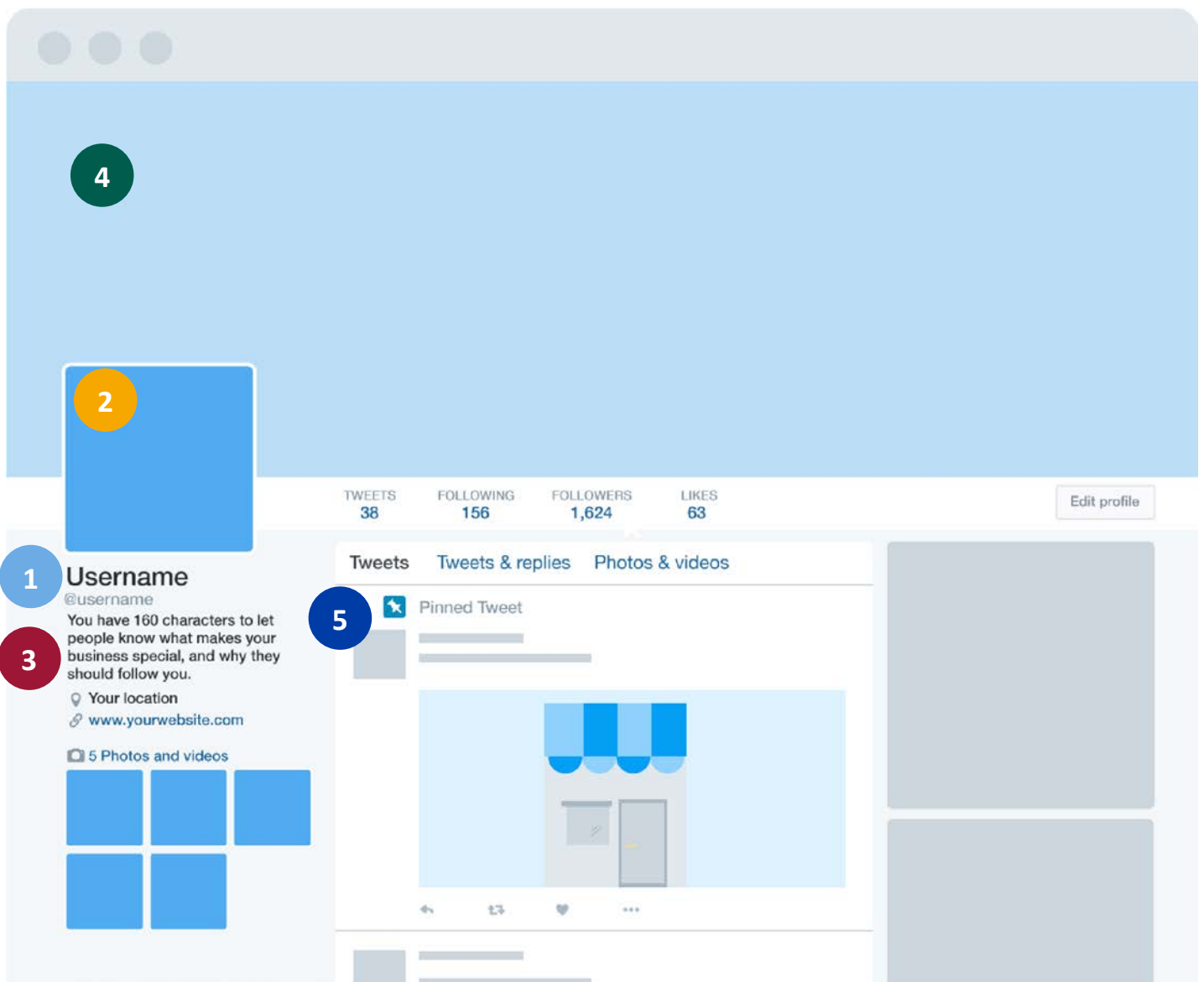
Choose a username.

Don't worry, you can always change it later.

Username

5

Double-check your name, phone number, password, and username. Click Create my account.



1

Username, also known as the handle, is your unique identifier on Twitter.

2

Profile Picture
Choose a profile photo that visually represents the HSE brand and fits well in a small space.

3

Bio
Include useful information, such as location or opening hours, and a link to your website.

4

Header Image
Use images in line with HSE brand
The dimensions should be min **1500 x 500px**

5

Pinned Twitter
Keep an important Tweet at the top of your timeline by pinning it there. Click on the “more” option on the Tweet you want to pin and select **“Pin to your profile page.”**