

HSE COVID-19 Test and Trace Briefing

1st of July, 2021

Testing Volumes and Turnaround Times

1

2

Test and Trace Trends

3

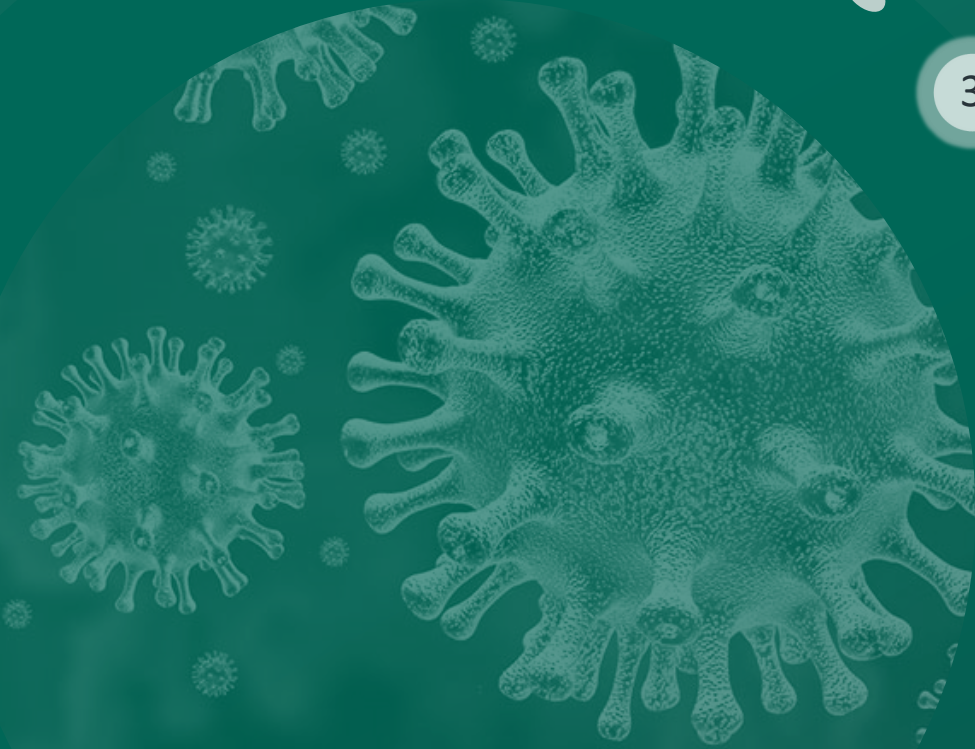
Testing Programmes

4

Education and Childcare

5

Recruitment





Test and Trace Headlines



1.3 days

Community - median end to end TAT for a not detected result



2.0 days

Community - median end to end for a detected result



c.119,144

Total number of swabs taken last week



c.125,174

Total number of laboratory tests last week



c.4,950

Calls made to close contacts last week

Note: The above TaT and volume metrics refer to the seven day date range from 23rd – 29th June.

A circular inset image showing a microscopic view of coronavirus particles. The particles are spherical with a textured surface and numerous spike-like protrusions. They are set against a dark, circular background with some smaller, less distinct particles scattered around.

1. Testing Volumes and Turnaround Times



Test and Trace Volumes

The following metrics and turnaround times refer to the seven days from 23rd – 29th June.



Total Community Referrals

- There were c.77,039 community referrals
- This figure includes 20,996 walk-in referrals, 4,897 International travel referrals and 14,480 referrals from the self-referral portal, the remainder relate to GP and close contact referrals.
- Overall, this weekly total has increased by 29.5% in comparison to the same time-frame last week (16th – 22nd June; c.59, 482 total referrals).



Total Swabs Completed

- During this time period, there were c.119,144 swabs were completed.



Lab Tests and Detected Rate

- During this time period, there was c.125,174 lab tests completed in community and private settings over the past week.
- The average detected rate over the past week is **approximately 2.7%**.



Contact Tracing

- Over the last 7 days, of those tested with close contacts, the average number **close contacts was 3.7 per person**.
- From 23rd – 29th June a total of 2,244 calls were completed to inform individuals of their detected COVID-19 test result.
- From 23rd – 29th June, contact tracing was completed for c.2,173 individuals that had a confirmed COVID-19 case
- In addition, c.4,950 calls were made to close contacts.



Test and Trace Turnaround Times

The following metrics and turnaround times refer to the 7 day date range from 23rd – 29th June.



Turnaround Times

- The combined median time from swab to lab result in community and acute settings was **23 hours**.
- All contact tracing calls are completed within a **mean of 10.2 hours** and a **median of 7.5 hours**.
- In the last seven days, in the community, we have delivered a **median end to end turnaround time of 1.3 day for not detected results**.
- In the last seven days, in the community, we have delivered a **median end to end turnaround time of 2.0 days for detected results**.

A circular inset image showing a microscopic view of several virus particles. The particles are spherical with a textured surface and numerous protruding spikes, characteristic of coronaviruses. They are set against a dark, circular background.

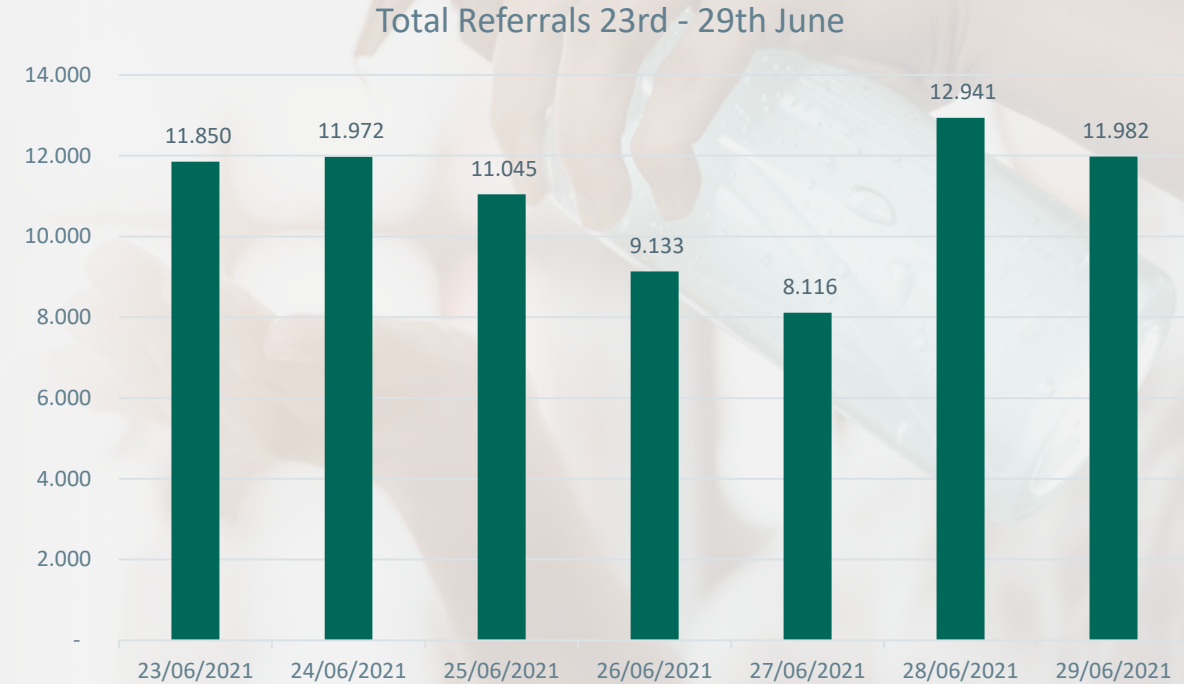
2. Testing and Trace Trends



Total Community Referrals

(Including walk-ins)

- From the 23rd – 29th June, there were a total of **c.77,039** Community Referrals (including walk-ins, international travel and self referrals).
- This weekly total has **increased by 29.5%** in comparison to the same time-period last week (16th – 22nd June; c.59,482 total referrals).
- The graph to the right shows a daily breakdown of **total community and walk-in referrals** over the past 7 days.





Self-Referral Portal

The Self Referral Portal is now available for all 33 COVID-19 testing sites that are in operation.

As of the 29th of June:

- The overall positivity rate at self-referral sites over the past 7 days was 4.8%.
- The age group with the highest positivity rate at self referral sites was the 15-24 year old group (8.7%).
- The highest positivity rates at self-referral sites have been seen in Letterkenny (10.9%) and Dublin, Finglas (7.5%).



The international on-line booking system allows booking an appointment 5 days after arrival to the country at present and work is currently underway to add the day 10 functionality.

As of the 29th of June:

- The overall positivity rate at International travel referrals over the past 7 days was 0.5%.
- The age group with the highest positivity rate for International travel referrals was the 25-34 year old group (0.5%).
- The highest positivity rates for International travel referrals have been seen in Sligo (2.8%) and Galway, NUIG Campus (1.6%).

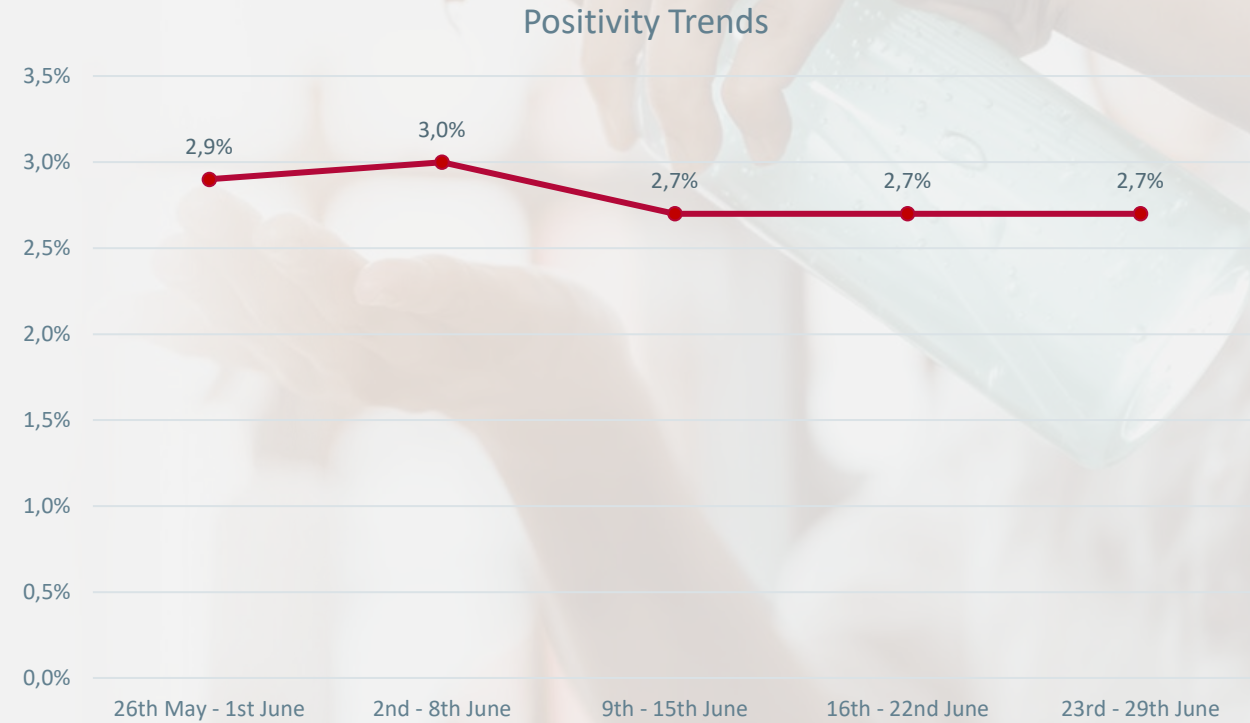




Overall Positivity Trend

c.2.7%

- The positivity rate for the past seven days is **c.2.7%**
- The positivity rate has not changed since the same time-period last week (2.7%)

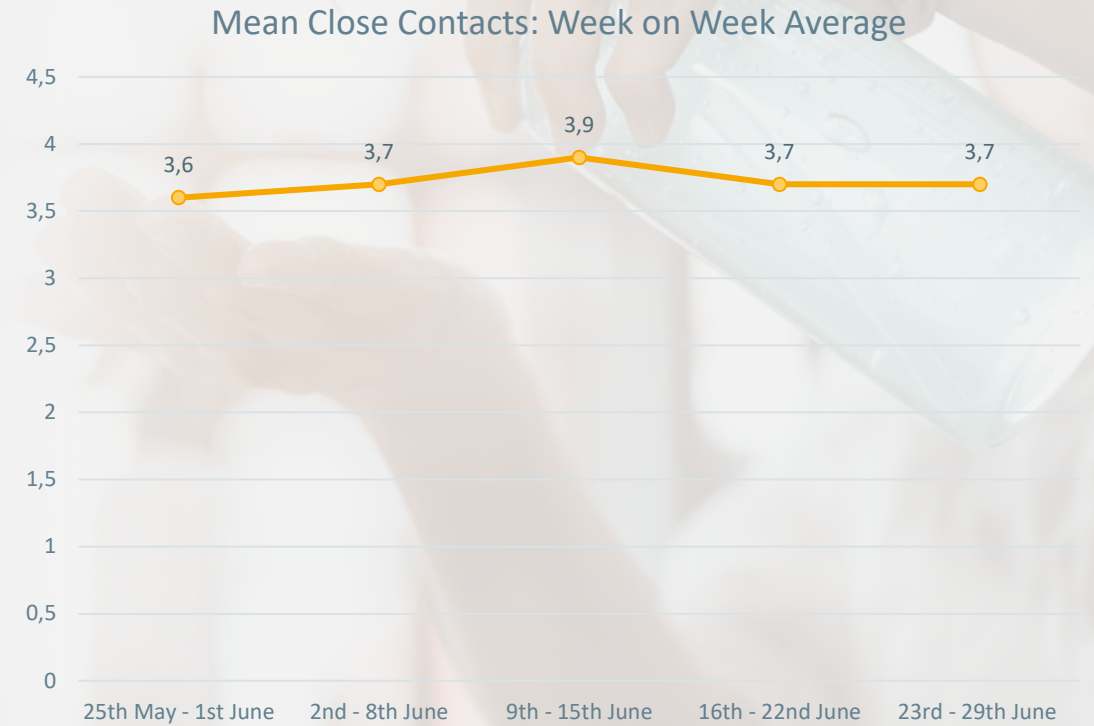




Close Contacts Trend

3.7

Over the last 7 days, of those tested with at least one close contact, the mean number of close contacts per person was **3.7**



A circular inset image showing a microscopic view of coronavirus particles. The particles are spherical with a textured surface and numerous spike-like protrusions. They are set against a dark, circular background with some smaller, less distinct particles scattered around.

3. Testing Programmes

Serial Testing in Nursing Homes

Cycle 13 of serial testing for Nursing Homes commenced on 21st of June.

In Cycle 13;



167 facilities have been tested

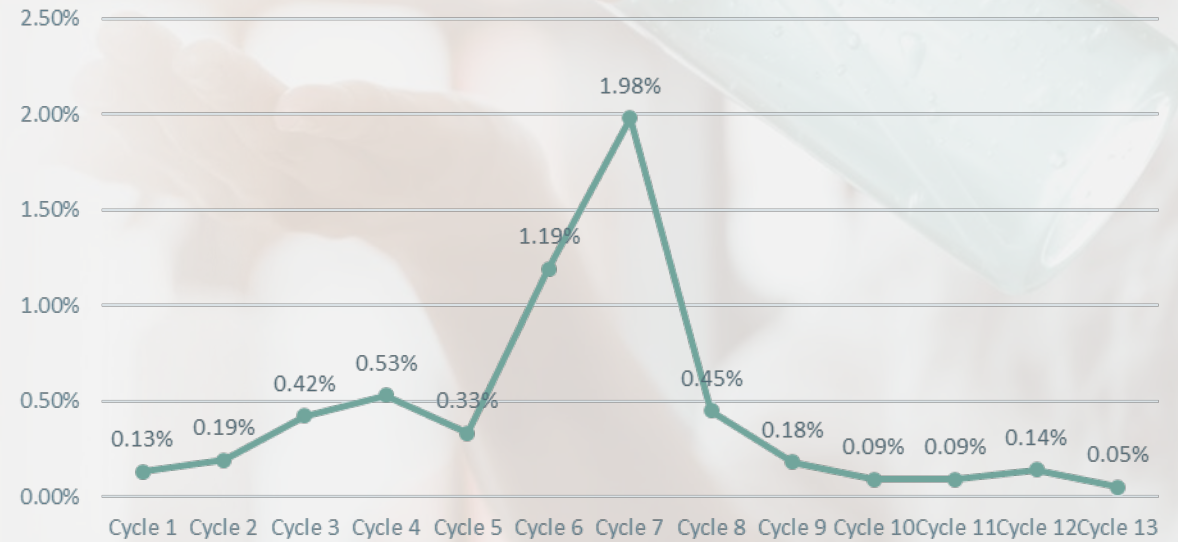


3,832 tests have been completed



2 detected cases identified
(0.05% detected rate)

Nursing Home Detected Rate per Cycle





Serial Testing in Mental Health Facilities

Cycle 6 of serial testing for Mental Health Facilities commenced on 21st June.

In Cycle 6;



4 facilities have been tested

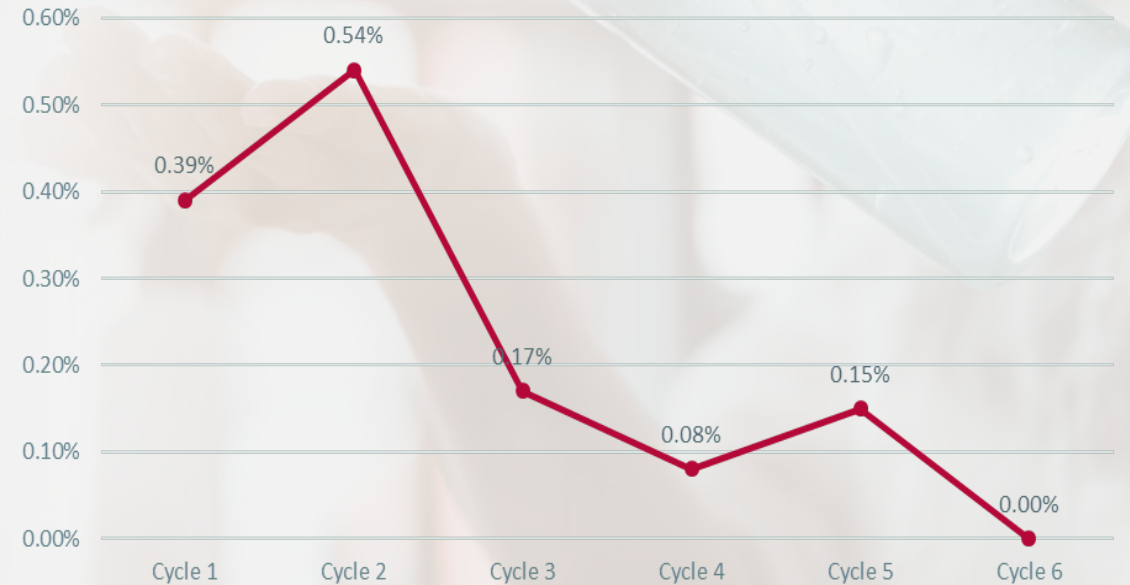


174 tests have been completed



0 detected cases identified
(0.00% detected rate)

Mental Health Facilities Detected Rate per Cycle





Serial Testing in Food Production Facilities

Cycle 11 of serial testing for Food Production Facilities commenced on 28th June.

In Cycle 11;



13 facilities have been tested

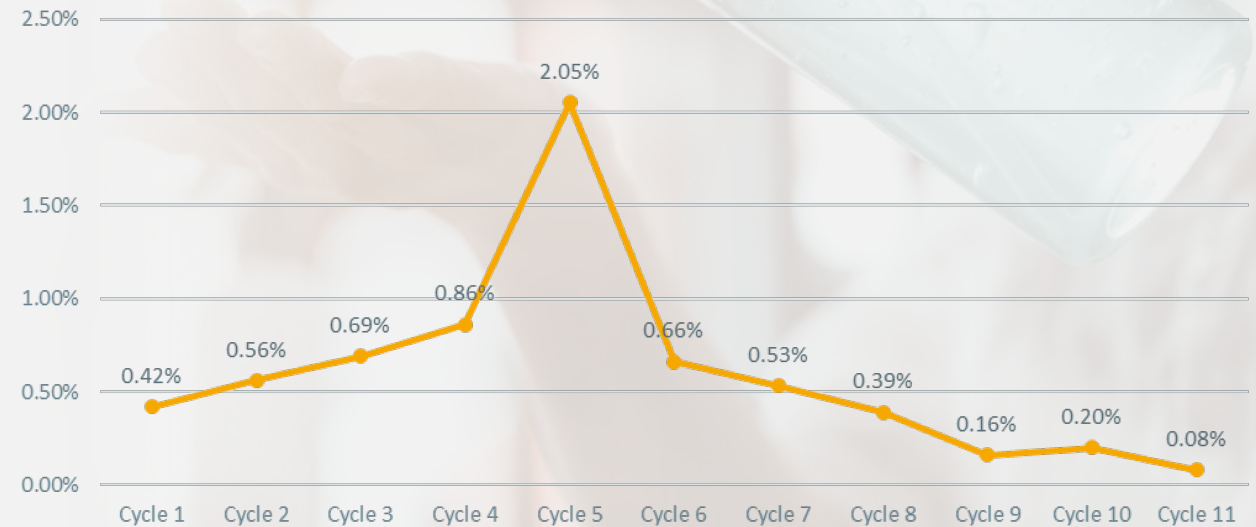


2,421 tests have been completed



2 detected cases identified
(0.08% detected rate)

Food Production Detected Rate per Cycle





Mandatory Hotel Quarantine Testing

- All passengers arriving into Ireland from designated states are required to pre-book accommodation in a designated quarantine facility.
- Testing resources have been made available in Quarantine Facilities since 26th March 2021, and are available on a daily basis to accommodate the testing of all new arrivals.
- The scope of testing includes:
 - Testing of passengers arriving into Ireland from Category 2 Countries on Day 0 and Day 10
 - Testing of passengers arriving into Ireland from Category 1 Countries that have not been able to produce a negative result
 - Testing of Quarantine Hotel Staff on a weekly basis

Total Hotel Quarantine Swabs as of June 29th:

Hotel Staff

4,093 swabs complete

Quarantine Residents

10,940 swabs complete

Detected Cases To Date

320



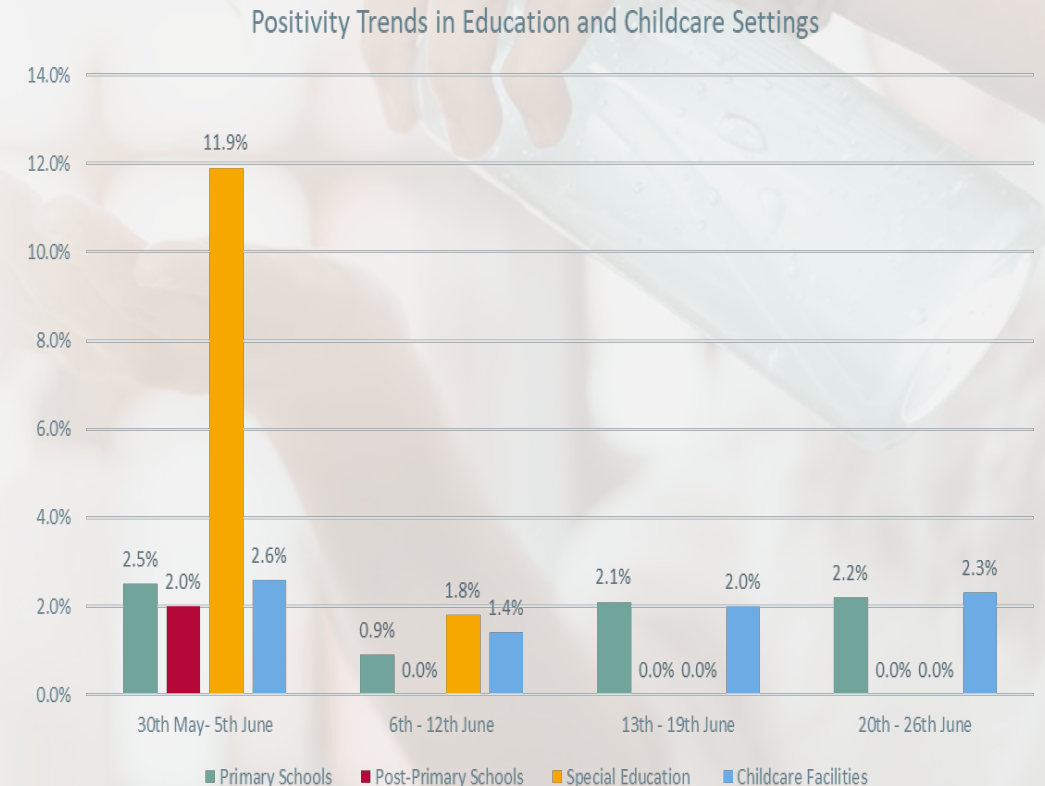
A circular inset image showing a microscopic view of several coronavirus particles. The particles are spherical with a textured surface and numerous spike-like protrusions. They are set against a dark, circular background with some faint, lighter-colored particles scattered around.


4. Education and Childcare

Positivity Trend in Education and Childcare Settings

From the 20th – 26th June 2021;

- 2,555 tests were completed in 126 **Primary Schools** resulting in a **2.2%** positivity rate.
- 14 tests were completed in 2 **Special Education** settings resulting in a **0.0%** positivity rate.
- 520 tests were completed in 54 **Childcare Facilities** resulting in a **2.3%** positivity rate.





5. Recruitment



Recruitment as of 28th June

853

Community Swabbers


Recruited and Onboarded

925

Staff supporting Contact Tracing

Of these 925 staff;
881 of these staff have been hired and retained as part of dedicated workforce to support the contact tracing function

The remaining 44 staff are redeployed from the HSE and other Public Service Roles





Conclusion



Over the past seven days, the overall **positivity rate is 2.7%**.



Our median end to end turnaround time is **2.0 days for detected cases and 1.3 days for not detected cases**.



Total Community Referral Volumes have **increased by 29.5%** in comparison to the same time-period last week

