

HSE COVID-19 Test and Trace Briefing

10th of June, 2021

Testing Volumes and Turnaround Times

1

2

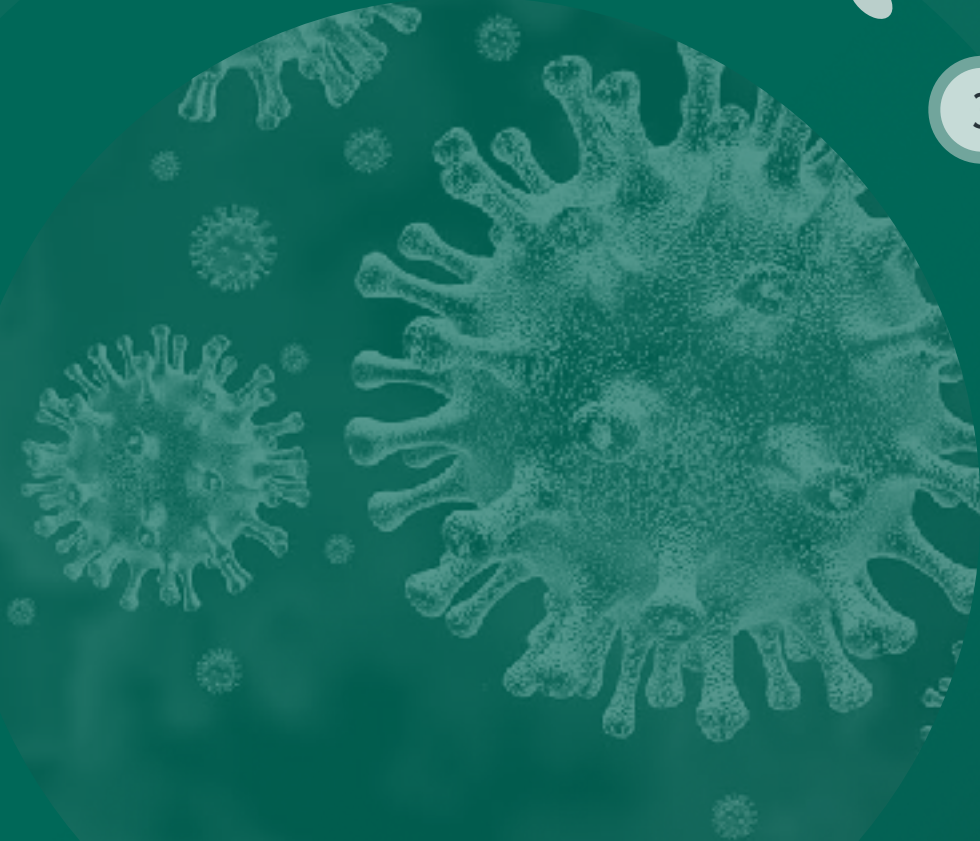
Test and Trace Trends

3

Testing Programmes

4

Recruitment and Test and Trace Updates





Test and Trace Headlines



1 day

Community - median end to end TAT for a not detected result



1.9 days

Community - median end to end for a detected result



c.118,815

Total number of swabs taken last week



c.127,504

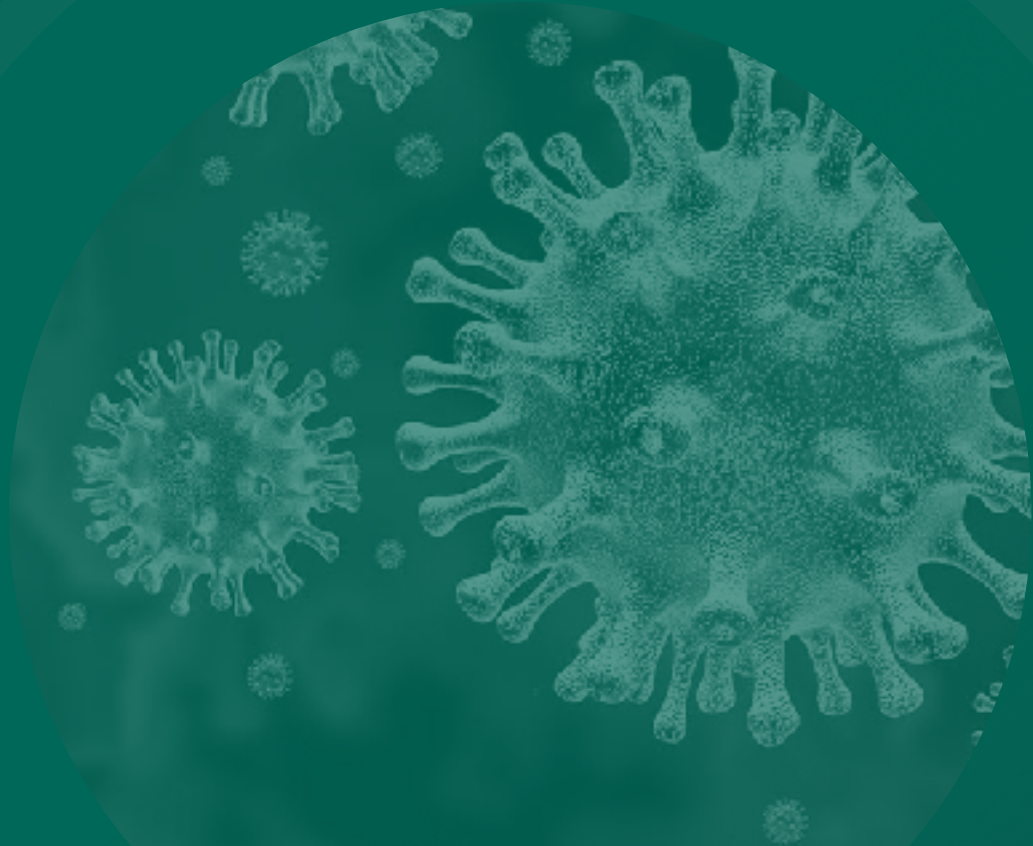
Total number of laboratory tests last week



6,010+

Calls made to close contacts last week

Note: The above TaT and volume metrics refer to the seven day date range from 2nd – 8th June.



1. Testing Volumes and Turnaround Times



Test and Trace Volumes

The following metrics and turnaround times refer to the seven days from 2nd – 8th June.



- **Total Community Referrals (including walk-ins and self-referrals)** were c.65,523, which has decreased by 9.8% in comparison to the same time-frame last week (26th May – 1st June; c.72,643 total referrals).



Total Swabs Completed

- From the 2nd – 8th June, c.118,815 swabs were completed across community, walk-in, serial testing and acute sites.



Lab Tests and Detected Rate from 2nd – 8th June

- There was c.127,504 lab tests completed over the past week.
- The average detected rate over the past week is **approximately 3%**.



Contact Tracing

- Over the last 7 days, of those tested with close contacts, the average number **close contacts was 3.7 per person**.
- From 2nd – 8th June a total of 2,575 calls were completed to inform individuals of their detected COVID-19 test result.
- From 2nd – 8th June, contact tracing was completed for c.2,338 individuals that had a confirmed COVID-19 case
- In addition, c.6,019 calls were made to close contacts.



Test and Trace Turnaround Times

The following metrics and turnaround times refer to the 7 day date range from 2nd – 8th June.



Turnaround Times

- The combined median time from swab to lab result in community and acute settings was **23 hours**.
- All contact tracing calls are completed within a **mean of 8.7 hours** and a **median of 6.2 hours**.
- In the last seven days, in the community, we have delivered a **median end to end turnaround time of 1 day for not detected results**.
- In the last seven days, in the community, we have delivered a **median end to end turnaround time of 1.9 days for detected results**.

A circular inset image showing a microscopic view of several coronavirus particles. The particles are spherical with a textured surface and numerous spike-like protrusions (glycoprotein spikes) extending from the outer layer. The background is dark, making the light-colored particles stand out.

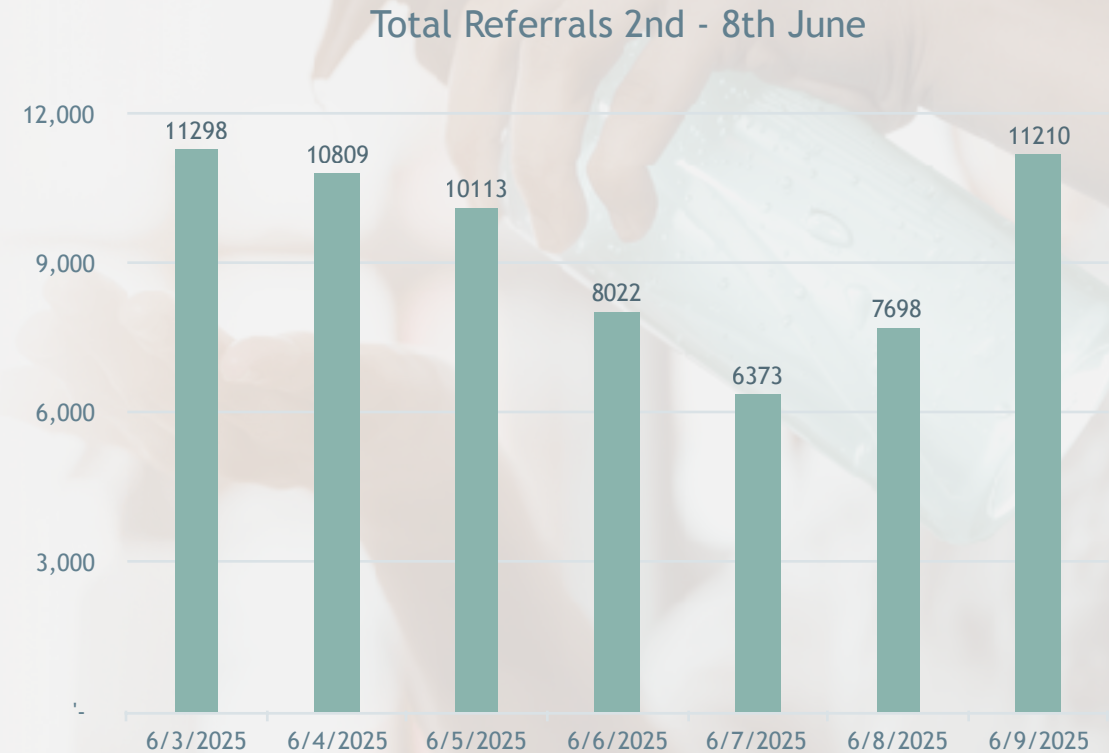
2. Testing and Trace Trends



Total Community Referrals

(Including walk-ins)

- From the 2nd – 8th June, there were a total of **c. 65,523** Community Referrals (including walk-ins). This weekly total has **decreased by 9.8%** in comparison to the same time-period last week (26th May – 1st June; c.72,643 total referrals).
- The graph to the right shows a daily breakdown of **total community and walk-in referrals** over the past 7 days.



Self-Referral Portal Pilot

There are currently 4 self-referral pilot COVID 19 testing sites in operation in Citywest, Swords, Letterkenny and Limerick.

As of the 8th of June:

- The overall positivity rate at self-referral sites over the past 7 days was 4.1%.
- The age group with the highest positivity rate was the 15-24 year old group (8.1%).

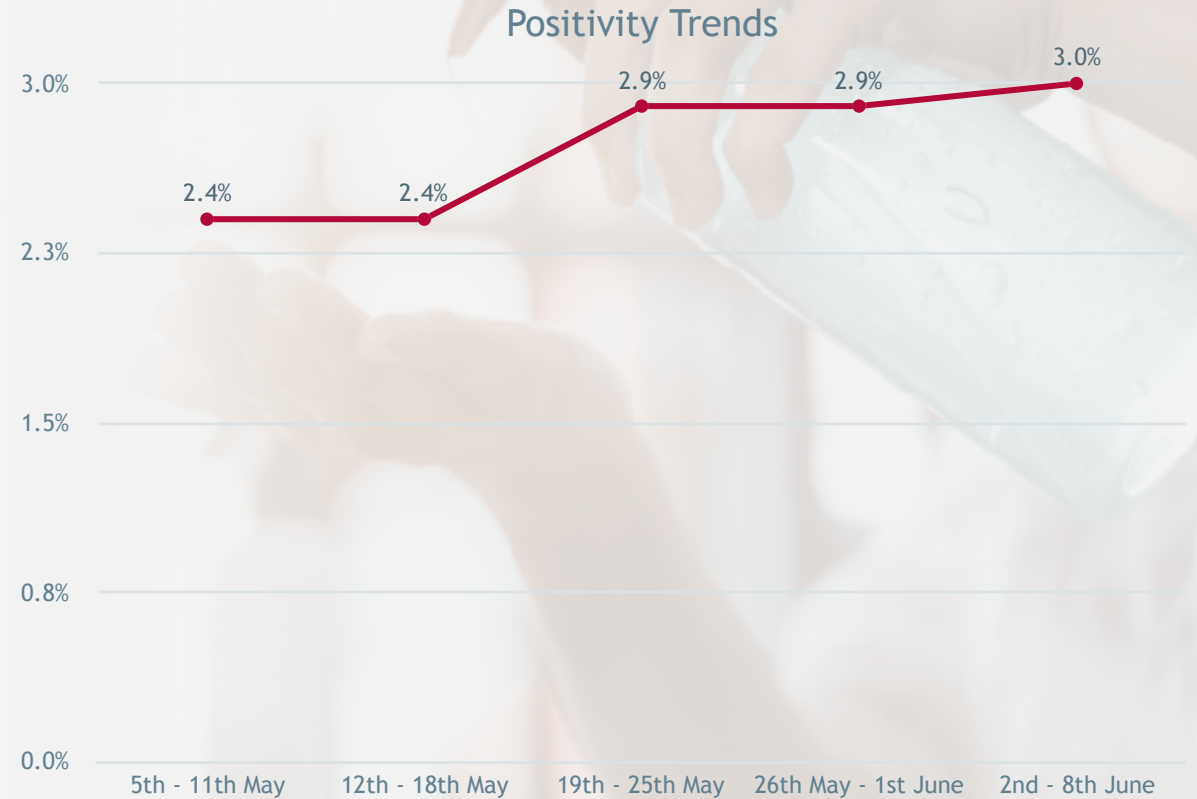




Overall Positivity Trend

c.3%

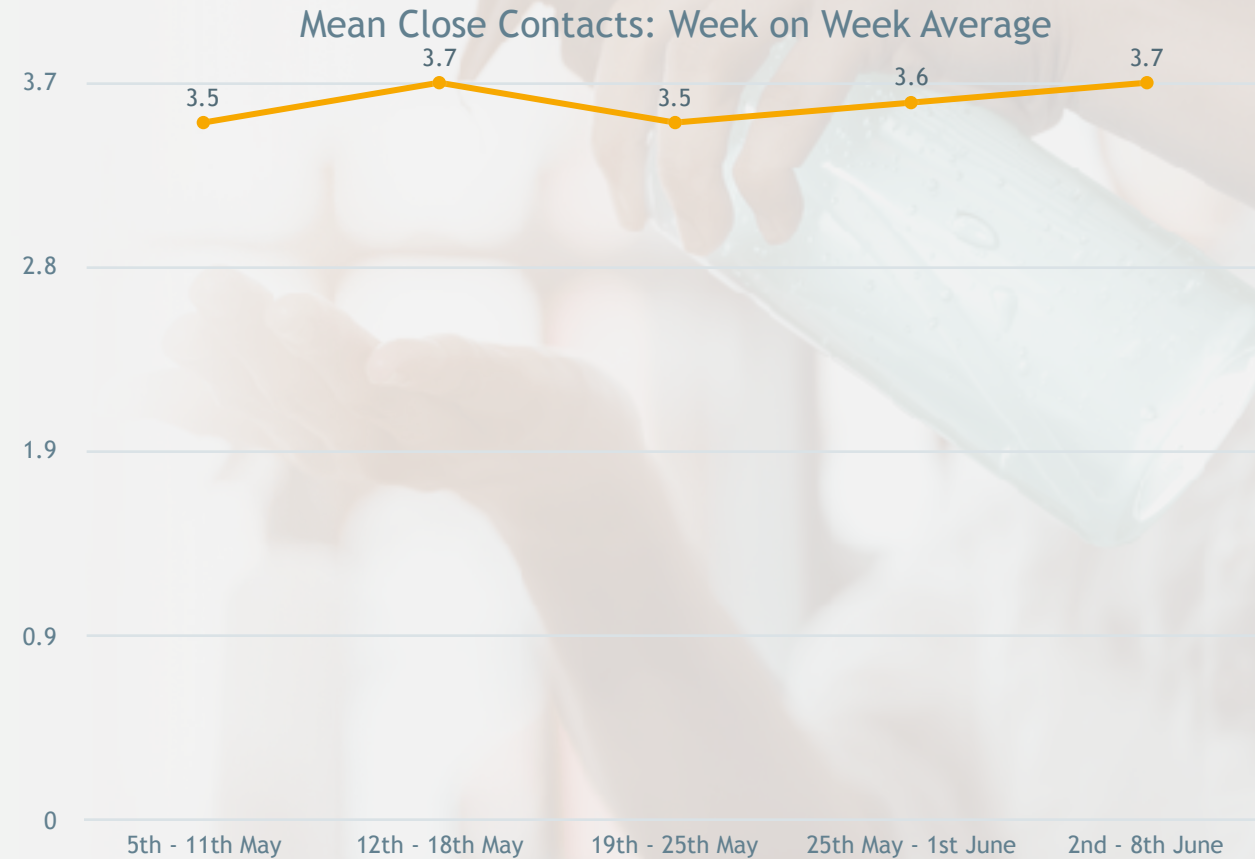
- The positivity rate for the past seven days is **c. 3%**
- The positivity rate has increased slightly in comparison to the same time-period last week (2.9%)



HE Close Contacts Trend

3.7

Over the last 7 days, of those tested with at least one close contact, the mean number of close contacts per person was **3.7**



A circular inset image showing a microscopic view of several coronavirus particles. The particles are spherical with a textured surface and numerous spike-like protrusions (glycoprotein spikes) extending from their outer layer. They are set against a dark, slightly grainy background.

3. Testing Programmes

Serial Testing in Nursing Homes

Cycle 12 of serial testing for Nursing Homes commenced on 24th of May.

In Cycle 12;



524 facilities have been tested

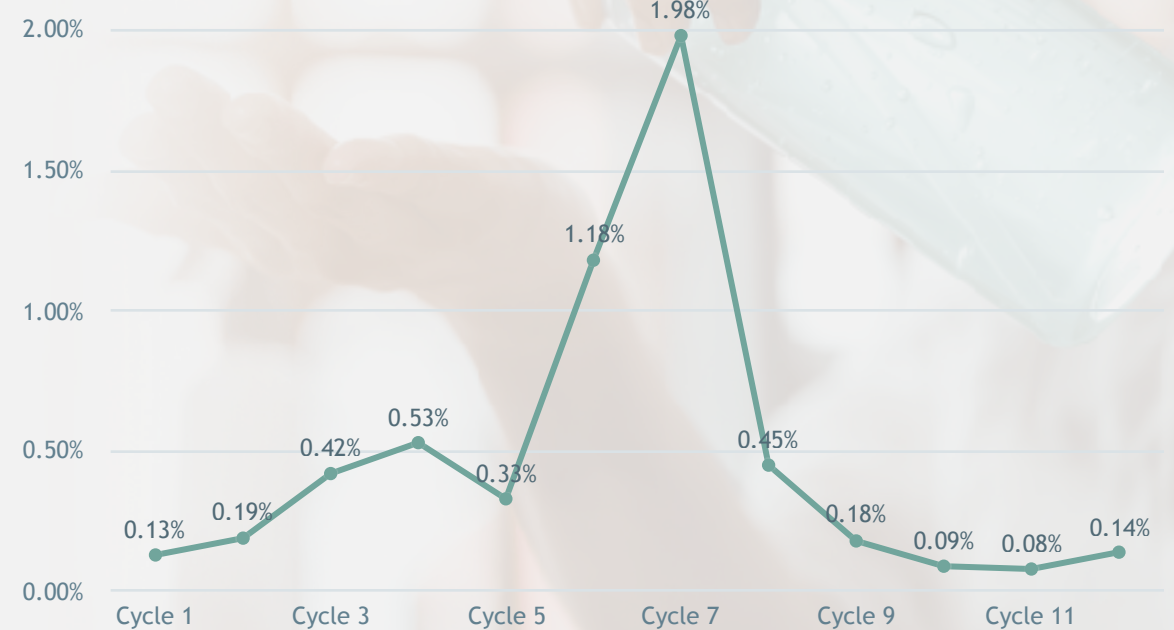


24,211 tests have been completed



34 detected cases identified
(0.14% detected rate)

Nursing Home Detected Rate per Cycle





Serial Testing in Mental Health Facilities

Cycle 5 of serial testing for Mental Health Facilities commenced on 24th of May.

In Cycle 5;



11 facilities have been tested



312 tests have been completed



0 detected cases identified
(0.00% detected rate)

Mental Health Facilities Detected Rate per Cycle





Serial Testing in Food Production Facilities

Cycle 10 of serial testing for Food Production Facilities commenced on 31st of May.

In Cycle 10;



27 facilities have been tested

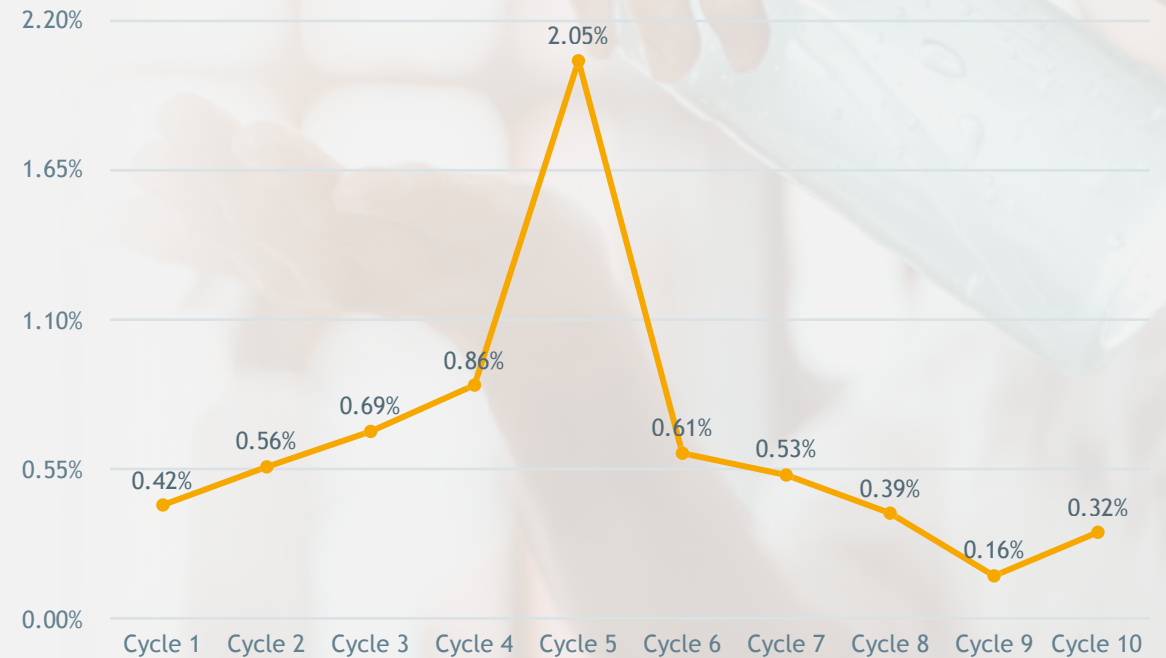


4,626 tests have been completed



15 detected cases identified
(0.32% detected rate)

Food Production Detected Rate per Cycle



Mandatory Hotel Quarantine Testing

- All passengers arriving into Ireland from designated states are required to pre-book accommodation in a designated quarantine facility.
- Testing resources have been made available in Quarantine Facilities since 26th March 2021, and are available on a daily basis to accommodate the testing of all new arrivals.
- The scope of testing includes:
 - Testing of passengers arriving into Ireland from Category 2 Countries on Day 0 and Day 10
 - Testing of passengers arriving into Ireland from Category 1 Countries that have not been able to produce a negative result
 - Testing of Quarantine Hotel Staff on a weekly basis

Total Hotel Quarantine Swabs as of June 8th:

Hotel Staff
2,446 swabs complete

Quarantine Residents
8,175 swabs complete

Detected Cases To Date
251



A circular inset image showing a microscopic view of several coronavirus particles. The particles are spherical with a textured surface and numerous spike-like protrusions (glycoprotein spikes) extending from the outer layer. They are set against a dark, slightly blurred background.

4. Recruitment and Test and Trace Updates



Recruitment as of 10th May

798

Community
Swabbers


Recruited and Onboarded

938

Staff supporting
Contact Tracing

Of these 938 staff;
885 of these staff have been hired
and retained as part of
dedicated workforce to support
the contact tracing function

The remaining 53 staff are redeployed
from the HSE and other Public Service
Roles



HE Testing of Close Contacts

- Close contacts of a detected case will receive a text message with their appointment details and should attend at the time assigned to them, and **not** arrive as a walk-in.
- Ensuring close contacts are identified and tested quickly is imperative so that necessary action can be taken to protect others and suppress COVID 19 in our communities.





Conclusion



As of the 1st of June, the overall **positivity rate is 3%**.



Our median end to end turnaround time is **1.9 days for detected cases and 1 day for not detected cases**.



Total Community Referral Volumes have **decreased by 9.8%** in comparison to the same time-period last week

