

HSE COVID-19 Test and Trace Briefing

24th of June, 2021

Testing Volumes and Turnaround Times

1

2

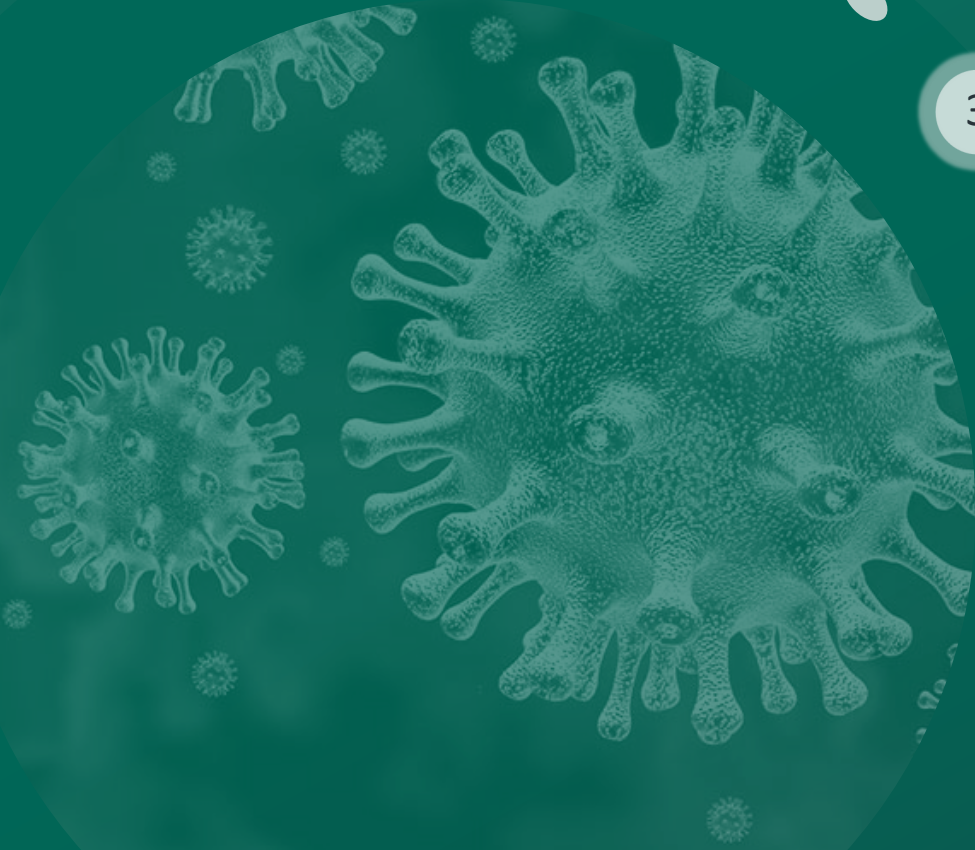
Test and Trace Trends

3

Testing Programmes

4

Recruitment





Test and Trace Headlines



1.2 day

Community - median end to end TAT for a not detected result



1.9 days

Community - median end to end for a detected result



c.110,793

Total number of swabs taken last week



c.116,063

Total number of laboratory tests last week



c.4,983

Calls made to close contacts last week

Note: The above TaT and volume metrics refer to the seven day date range from 16th – 22nd June.

A circular inset image showing a microscopic view of several coronavirus particles. The particles are spherical with a textured surface and numerous spike-like protrusions. They are set against a dark, circular background that is part of a larger, faint circular graphic on the slide.

1. Testing Volumes and Turnaround Times



Test and Trace Volumes

The following metrics and turnaround times refer to the seven days from 16th – 22nd June.



- **Total Community Referrals (including walk-ins)** were c.59,482 which has decreased by 1.8% in comparison to the same time-frame last week (9th – 15th June; c.60,559 total referrals).



Total Swabs Completed

From the 16th – 22nd June, c.110,793 swabs were completed



Lab Tests and Detected Rate from 16th – 22nd June

- There was c.116,063 lab tests completed in community and private settings over the past week.
- The average detected rate over the past week is **approximately 2.7%**.



Contact Tracing

- Over the last 7 days, of those tested with close contacts, the average number **close contacts was 3.7 per person**.
- From 16th – 22nd June a total of 2,189 calls were completed to inform individuals of their detected COVID-19 test result.
- From 16th – 22nd June, contact tracing was completed for c.1,968 individuals that had a confirmed COVID-19 case
- In addition, c.4,983 calls were made to close contacts.



Test and Trace Turnaround Times

The following metrics and turnaround times refer to the 7 day date range from 16th – 22nd June.



Turnaround Times

- The combined median time from swab to lab result in community and acute settings was **23 hours**.
- All contact tracing calls are completed within a **mean of 9.4 hours** and a **median of 6.4 hours**.
- In the last seven days, in the community, we have delivered a **median end to end turnaround time of 1.2 day for not detected results**.
- In the last seven days, in the community, we have delivered a **median end to end turnaround time of 1.9 days for detected results**.

A circular inset image showing a microscopic view of several coronavirus particles. The particles are spherical with a textured surface and numerous spike-like protrusions. They are set against a dark, circular background with some faint, lighter-colored particles scattered around.

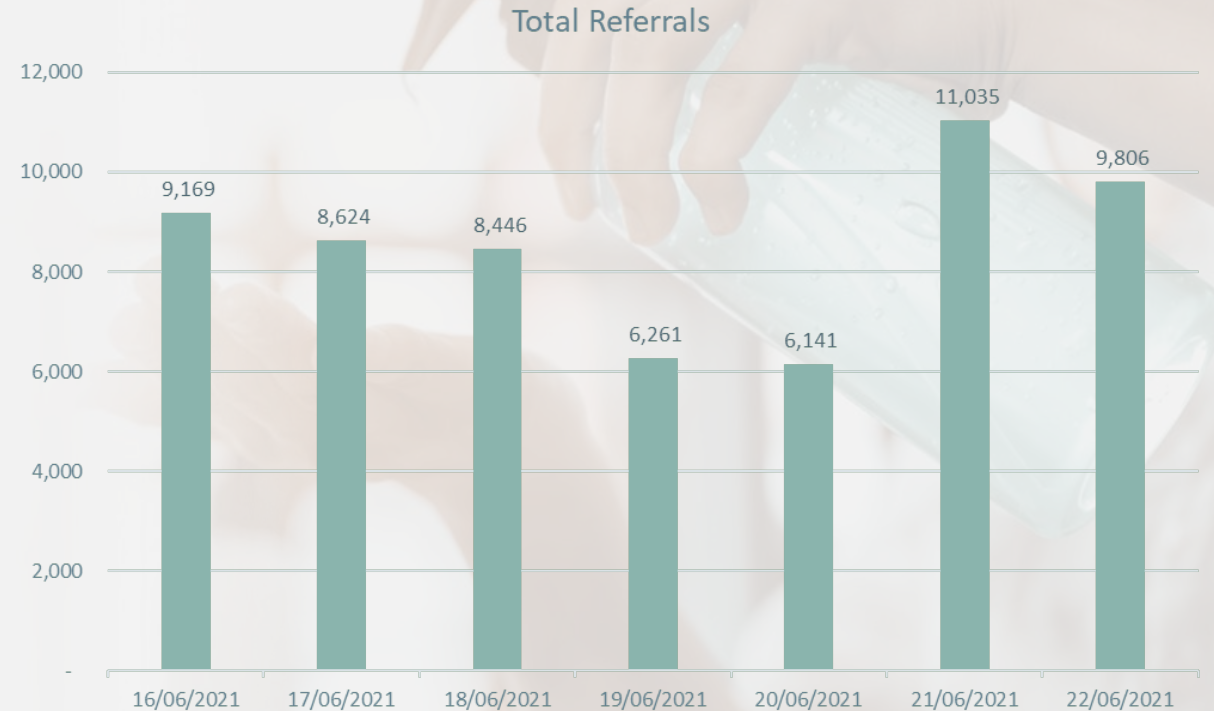
2. Testing and Trace Trends



Total Community Referrals

(Including walk-ins)

- From the 16th – 22nd June, there were a total of **c.59,482** Community Referrals (including walk-ins). This weekly total has **decreased by 1.8%** in comparison to the same time-period last week (9th – 15th June; c.60,559 total referrals).
- The graph to the right shows a daily breakdown **of total community and walk-in referrals** over the past 7 days.



Self-Referral Portal

The HSE has now extended its online booking system for COVID-19 tests to all its static COVID-19 testing centres.

This means that people living in the vicinity of these 33 test centres across the country will be able to log on to the online system and book their COVID-19 test up to the end of the following day

There are currently 33 self-referral COVID 19 testing sites in operation.

As of the 22nd of June:

- The overall positivity rate at self-referral sites over the past 7 days was 4.6%.
- The age group with the highest positivity rate at self referral sites was the 15-24 year old group (8.9%).
- The highest positivity rates at self-referral sites have been seen in South Tipperary (14%) and Letterkenny (10.8%).



- The international on-line booking system allows booking an appointment 5 days after arrival to the country at present and work is currently underway to add the day 10 functionality required for GB unvaccinated travellers currently.
- Test results for HSE test are provided via text message. The HSE will not be providing written results for persons due to undertake outward travel from Ireland.
- It is important the HSE protect the capacity in both our testing centres and labs to allow us maintain our critical testing service from a public health perspective.
- The provision of written test results for outward travel will be delivered by private providers.

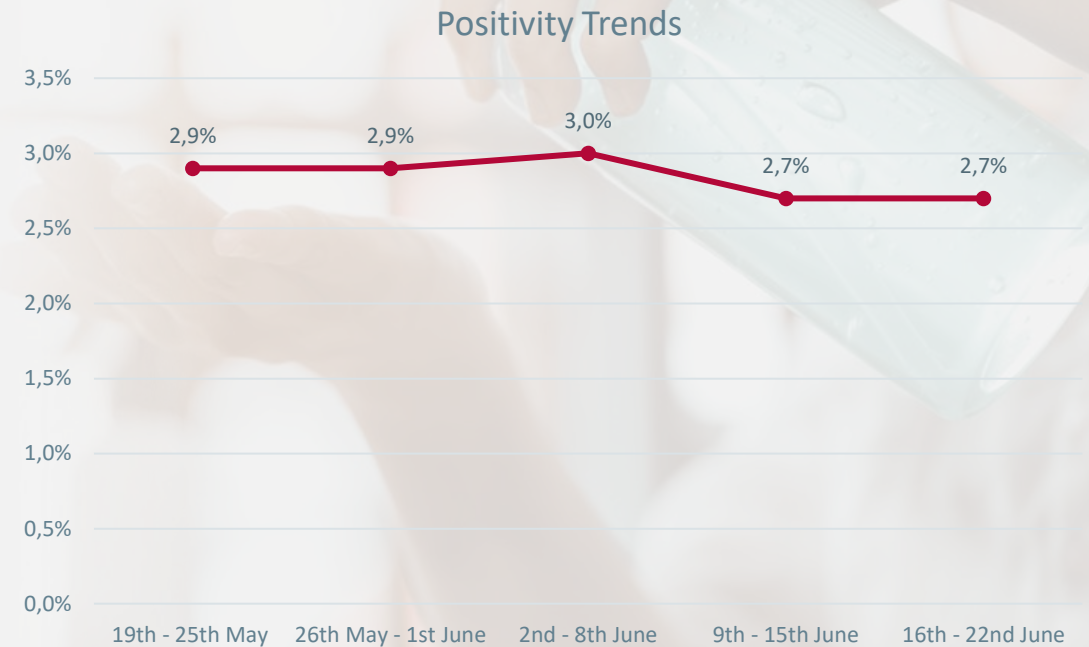




Overall Positivity Trend

c.2.7%

- The positivity rate for the past seven days is **c.2.7%**
- The positivity rate has remained consistent in comparison to the same time-period last week (2.7%)

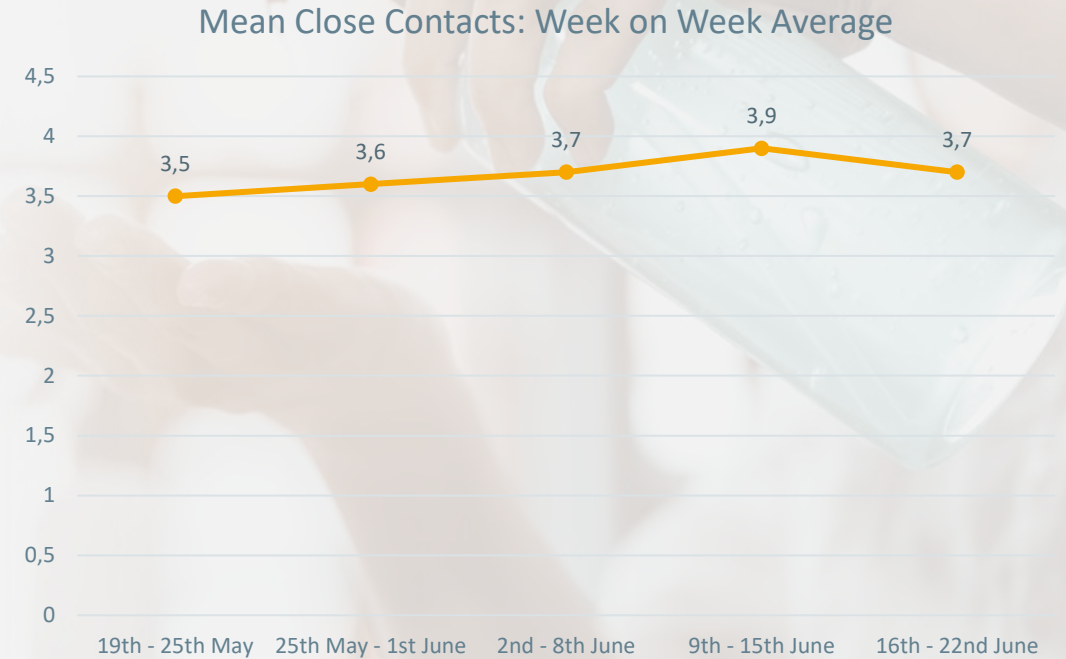




Close Contacts Trend

3.7

Over the last 7 days, of those tested with at least one close contact, the mean number of close contacts per person was **3.7**



A circular inset image showing a microscopic view of several coronavirus particles. The particles are spherical with a textured surface and numerous protruding spike proteins. They are set against a dark, circular background with a subtle radial gradient.

3. Testing Programmes

Serial Testing in Nursing Homes

Cycle 13 of serial testing for Nursing Homes commenced on 21st of June.

In Cycle 13;



38 facilities have been tested

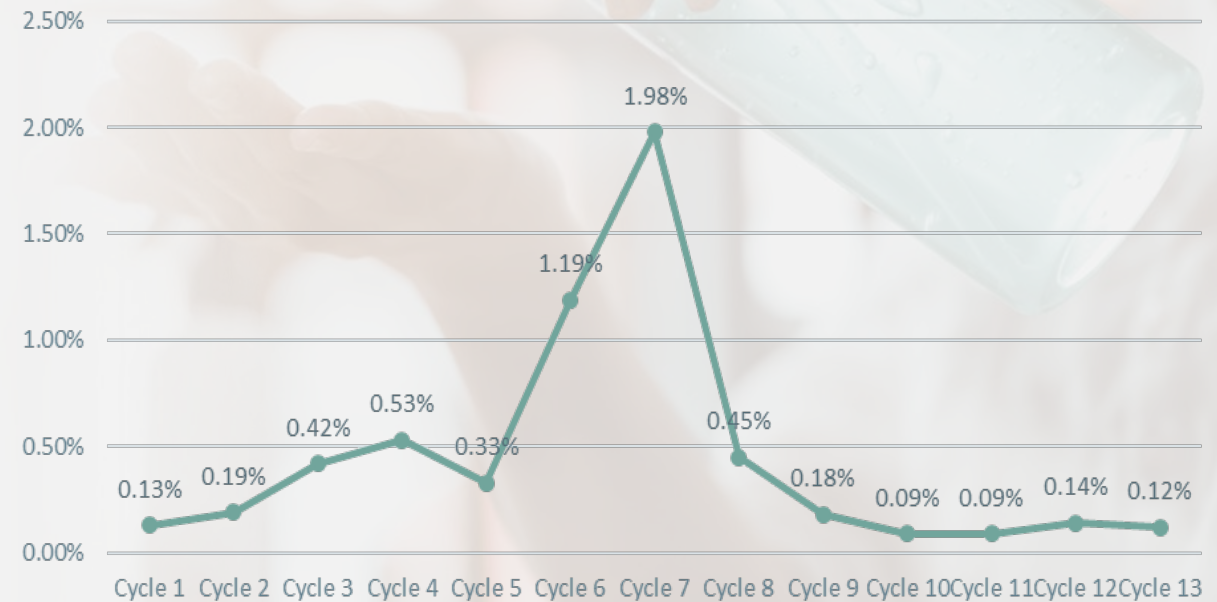


811 tests have been completed



1 detected cases identified
(0.12% detected rate)

Nursing Home Detected Rate per Cycle





Serial Testing in Mental Health Facilities

Cycle 6 of serial testing for Mental Health Facilities commenced on 21st June.

In Cycle 6;



1 facilities have been tested

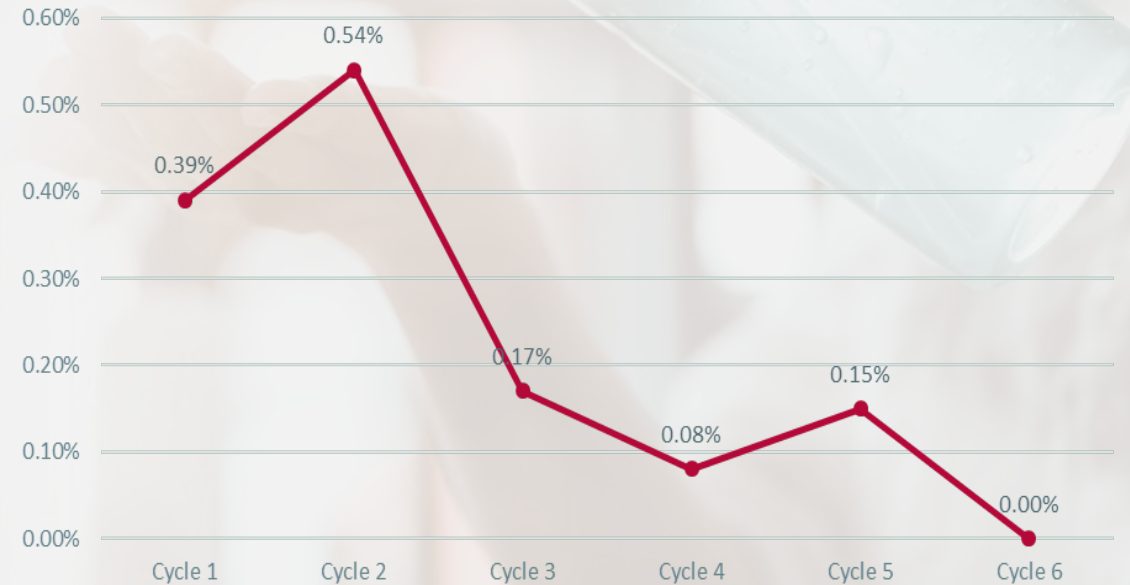


2 tests have been completed



0 detected cases identified
(0.00% detected rate)

Mental Health Facilities Detected Rate per Cycle





Serial Testing in Food Production Facilities

Cycle 10 of serial testing for Food Production Facilities commenced on 31st of May.

In Cycle 10;



91 facilities have been tested

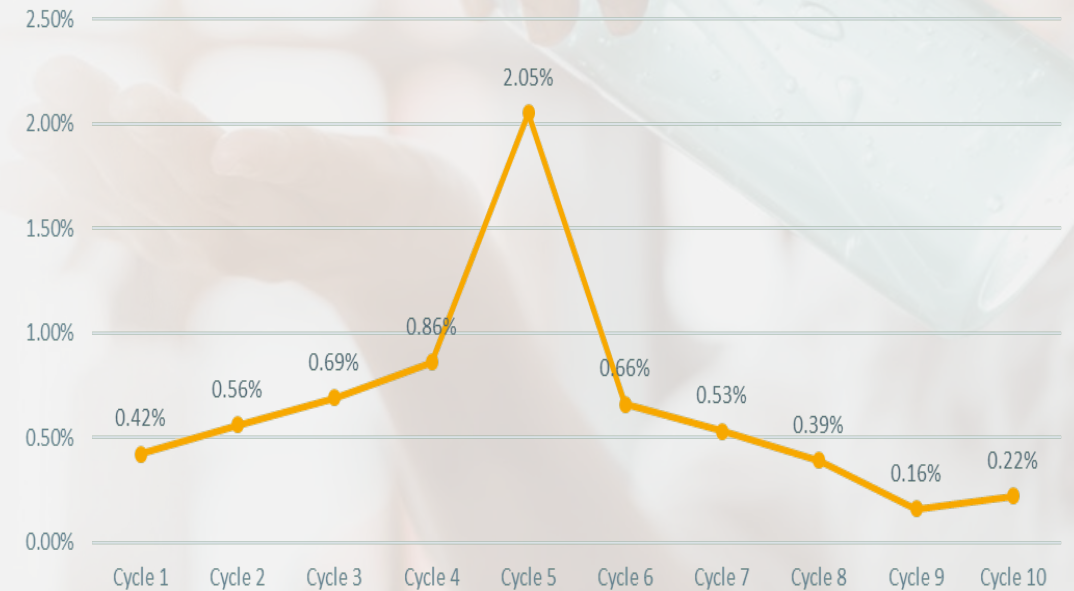


14,410 tests have been completed



31 detected cases identified
(0.22% detected rate)

Food Production Detected Rate per Cycle





Mandatory Hotel Quarantine Testing

- All passengers arriving into Ireland from designated states are required to pre-book accommodation in a designated quarantine facility.
- Testing resources have been made available in Quarantine Facilities since 26th March 2021, and are available on a daily basis to accommodate the testing of all new arrivals.
- The scope of testing includes:
 - Testing of passengers arriving into Ireland from Category 2 Countries on Day 0 and Day 10
 - Testing of passengers arriving into Ireland from Category 1 Countries that have not been able to produce a negative result
 - Testing of Quarantine Hotel Staff on a weekly basis

Total Hotel Quarantine Swabs as of June 22nd:

Hotel Staff

3,581 swabs complete

Quarantine Residents

9,971 swabs complete

Detected Cases To Date

310



A circular inset image showing a microscopic view of several coronavirus particles. The particles are spherical with a textured surface and numerous spike-like protrusions. They are set against a dark, circular background with some faint, larger-scale patterns.

4. Recruitment



Recruitment as of 10th May

798
Community Swabbers


Recruited and Onboarded

938

Staff supporting Contact Tracing

Of these 938 staff;
885 of these staff have been hired
and retained as part of
dedicated workforce to support
the contact tracing function

The remaining 53 staff are redeployed
from the HSE and other Public Service
Roles





Conclusion



Over the past seven days, the overall **positivity rate is 2.7%**.



Our median end to end turnaround time is **1.9 days for detected cases and 1.2 days for not detected cases**.



Total Community Referral Volumes have **decreased by 1.8% in** comparison to the same time-period last week

