

HSE COVID-19

**Testing & Contact Tracing Update
12th Of November 2020**



1) Performance of the testing infrastructure



Testing and Contact Tracing Headlines – Over 1,745,660 tests completed to date



1.6 days

(Not Detected)

2.2 days

(Detected)

Median - End to End
Community only



1.1 days

Median Swab Taken to lab
result



75,260

Total Swabs



78,245

Total number of laboratory
tests completed this week



13,490+

Total number of Contact
Tracing calls made this
week

Note: The above TaT and volume metrics refer to the seven day date range from Tuesday 3rd – 9th of November.

Performance of the Testing Infrastructure (1/2)

The following metrics and turnaround times refer to the seven days from 3rd – 9th of November.

Swabbing

- We took c.75,260 **swabs samples** this week – meeting all demand including serial testing.
- This total swabbing figure includes approximately 34,937 taken in the community, 21,856 taken in hospitals and 18,467 taken as part of serial testing of staff in food plants and healthcare workers in nursing homes.
- In the last week, we have had 33 testing centres in operation, with 6 pop up testing sites also in operation.
- Pop up centres are in operation in Carlow town, Donegal town, Sandyford in Dublin, Poppintree in Ballymun, Charlestown in Finglas, South Douglas Street Centre in Cork.
- Community testing requirements have decreased by **30%** over the last 6 weeks. A decrease has also been seen of **26% in the last week.**
- **93% of GP referrals have a swabbing appointment in less than 24 hours**

Laboratories

- Laboratories processed **78,245 tests** across our network of 46 labs.
- The average detected rate over the past week is **approximately 3.9%**, this is a decrease of 0.8% since this time last week.

Contact Tracing

- Contact tracing is carried out in Galway (HSE), Limerick (HSE and Revenue), Cork (HSE and Defence Forces), Dublin (Sandyford), Dublin (UCD), Parkgate street, Defence forces Dublin, Kells (HSE) and Defence forces Athlone.
- Our Contact Tracing teams across Public Health and CTCs completed over **13,498 phone calls** in the last week.
- Close contacts average at 3.7 per person.

Performance of the Testing Infrastructure (2/2)

The following metrics and turnaround times refer to the 7 day date range from 3rd – 9th of November.

Turnaround

- Swab to lab result for community and acute settings is **1.1 days**.
- All contact tracing is completed within **0.8 days (median)** – including all complex cases.
- Over **95% of people received their result in 48 hours** or less from swabbing appointment, **75% in 36 hours or less**.
- **In the last seven days, we have delivered a median turnaround time from referral to communication of not detected result in community settings of 1.6 days.**
- **In the last seven days, we have delivered a median turnaround time from referral to communication of a detected result in community settings of 2.2 days (includes contact tracing)**

- It is important to note that approximately 96.1% of all tests that are processed are not detected and in the last 7 days, approximately 3.9% of all tests were detected. Process and system improvements are being made continuously to meet increasing capacity requirements, to improve data quality and optimise turnaround times.

2) Testing Programmes



Serial Testing of All Staff in Nursing Homes

Cycle 4 of serial testing of Nursing Homes concluded on 10th of November. Cycle 5 of serial testing has commenced on 11th of November and will run for four weeks.

As of November 10th, **Cycle 4 has completed;**



568 facilities have been tested



62,040 tests have been completed



314 detected cases identified (0.51% detected rate).



Serial Testing of All Staff in food production facilities

Cycle 2 of serial testing of food production facilities concluded on 6th of November. Cycle 3 of serial food production facilities has commenced on 9th of November and will run across four weeks.

In Cycle 2;



82 facilities have been tested



17,741 tests have been completed



99 detected cases identified (0.56% detected rate).



Monitoring COVID-19 in schools

School and Childcare Facilities

- As of November 11th, testing is currently ongoing or has been completed in **894 facilities**. This includes schools and childcare facilities.
- **c.22,377 staff/students** have been identified and are undergoing Day 0 and/or Day 7 testing.
- Of these, **668 detected cases** have been identified. This is a detected rate of 3%.
- Of the total number of 668 detected cases:
 - 110 detected individuals are over 18
 - 558 detected individuals are under 18



Testing of mink farms

COVID-19 Variant discovered in mink farms

- In response to the variant of COVID-19 discovered in mink farms in other countries, the HSE has commenced testing of workers and household contacts on these farms.
- All three Mink farm staff and household contacts have been tested this week and are with NVRL for analysis.
- Testing will be on a once weekly basis.
- There has been engagement and co-ordination on this testing initiative with the Department of Agriculture, Food and the Marine (DAFM).



3) Demand Management



Community demand over the past 6 weeks

30%



Demand for testing in the community has decreased by a factor of 30% in the last six weeks.

26%



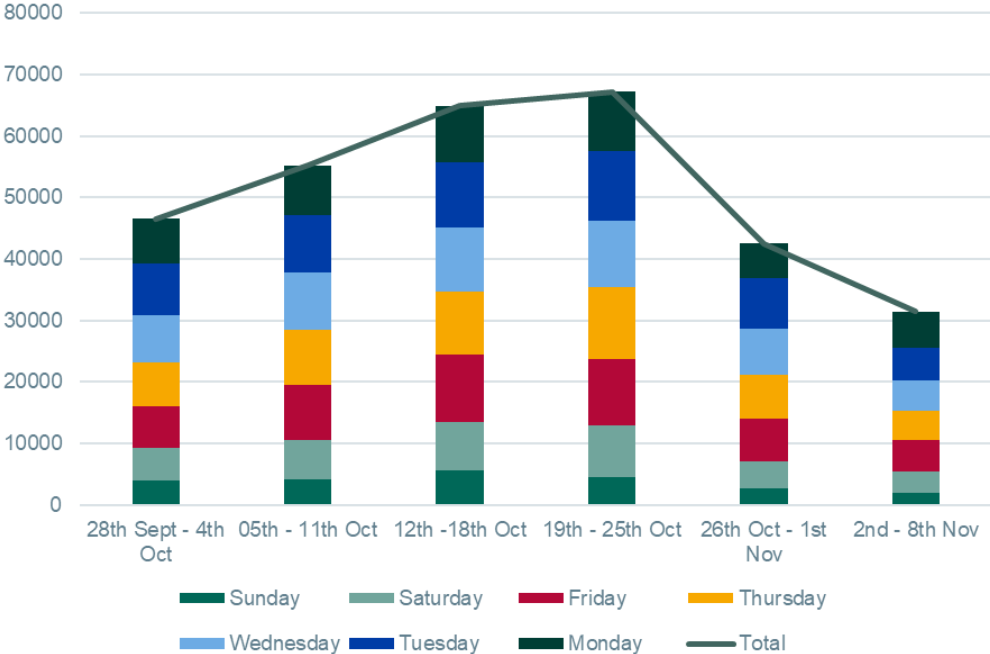
Last week saw a c.26% decrease from the previous week in demand for testing.

In parallel the following testing programmes are ongoing which are not presented in the graph;

Tested staff in Nursing Homes (tested over 15,400 staff from 2nd – 8th of November).

Tested staff at food plants (tested over 4,910 food plant facility staff from 2nd – 8th of November).

Trend in community demand



Contact tracing volumes over the past 6 weeks



We continue to monitor the number of calls which are made by our contact tracing centres each week.

25%



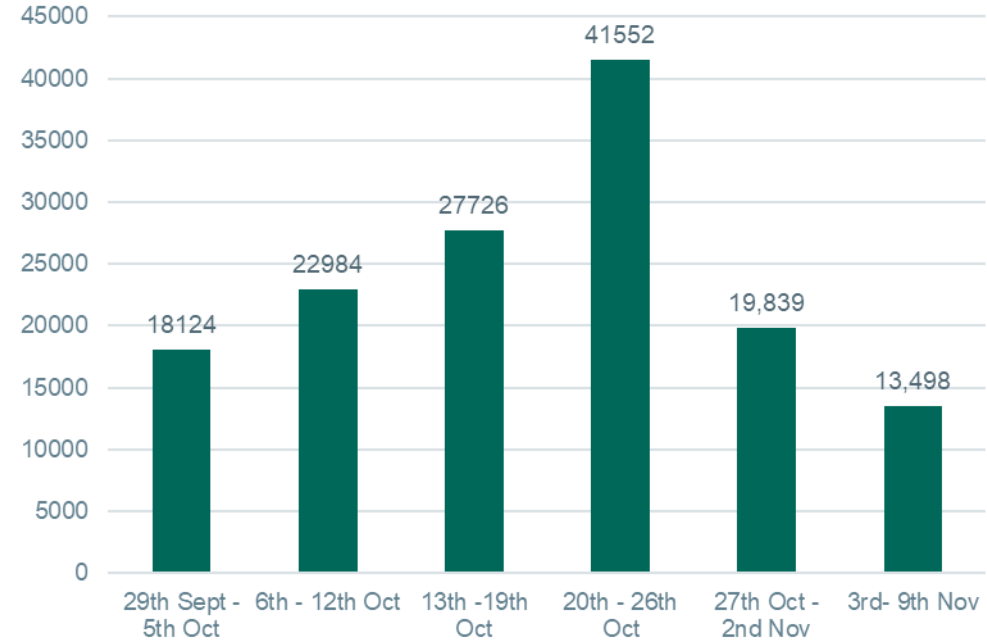
The volume of calls has decreased by 25% in the last six weeks.

32%



Last week saw a c.32% decrease from the previous week in the number of contact tracing calls made.

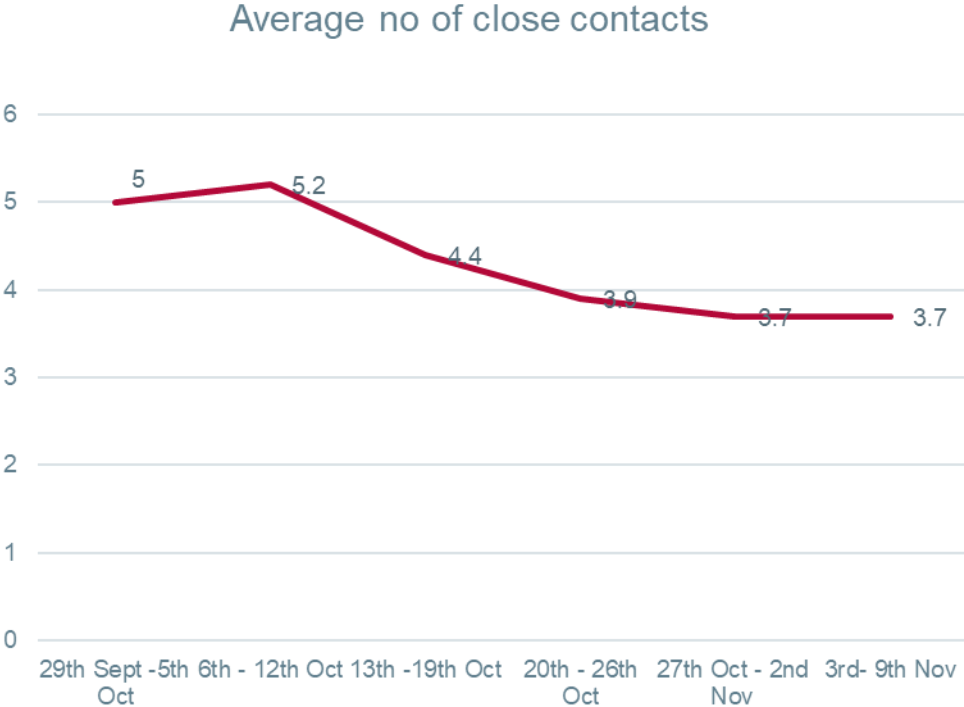
Total Contact tracing calls



Close contacts Trend

Average number of close contacts trend

- Six weeks ago, the average number of close contacts was approximately 5 close contacts.
- This week the average number of **close contacts per person is 3.7**, there has been no change in this number between this week and last week..



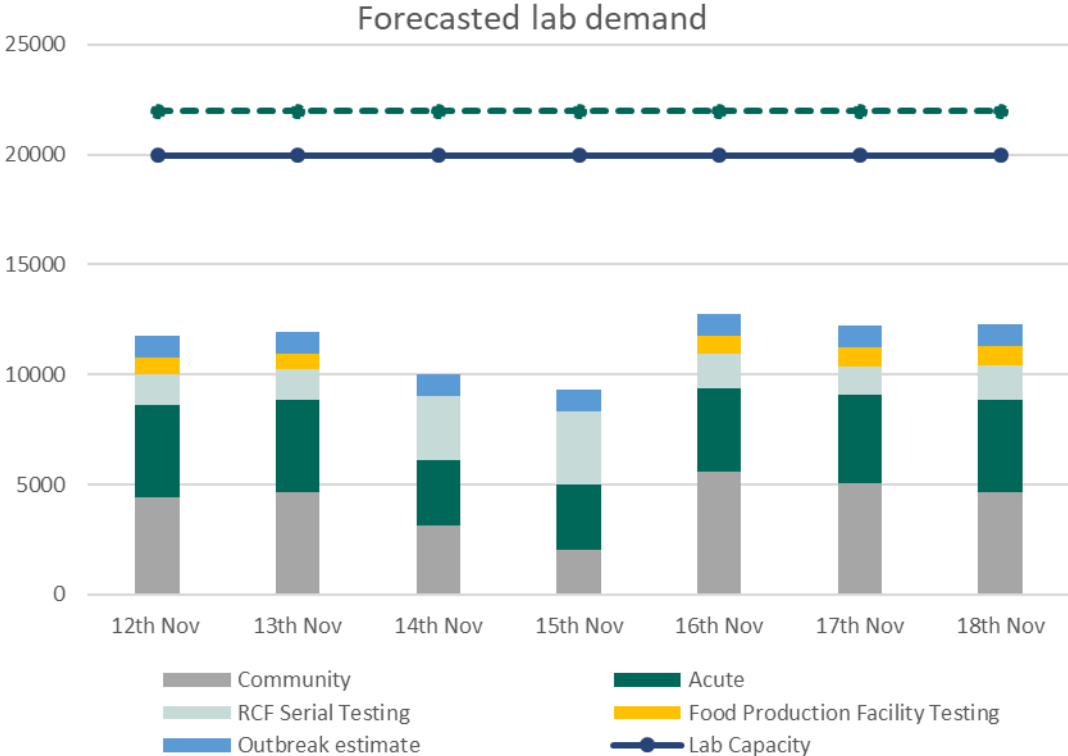
Forecast Lab Demand

The community demand for testing has decreased for two consecutive weeks. Although demand for testing has decreased, we have ensured that our system has sufficient testing capacity, increasing testing capacity to 140,000 tests a week.

We are continuously monitoring this demand, which changes hourly, and implementing all possible mitigations to ensure end to end turnaround time remains within our target of <3 days.

For the purpose of this projection a number of assumptions have been made;

- It is estimated that community demand will increase 0% from the as is demand.
- Nursing homes serial testing will have an uptake of 76%.
- Food Production serial testing will have an uptake of 75%.



Building Capacity in our system

Planning ahead

- The HSE is using this time to focus efforts on ramping up resources across our test and trace system.
- As of November 10th, an additional 414 contact tracers have been onboarded to date. A further 50 contact tracers are expected to be onboarded by the end of this week with an additional 68 onboarded next week.
- A total of 363 additional people have been onboarded to date to carry out swabbing activities,



4) Building agility into the test and trace system



Additional supports to enhance schools testing pathway

We have developed a number of videos to support school principles and parents;

- 1) Parent's Guide: If your child is a close contact of COVID-19 in school <https://youtu.be/x2Vur9Dx4dk>
- 2) Advice for school staff who are a close contact of COVID-19 <https://youtu.be/Asog2A6l-uA>
- 3) Advice for school principles on the steps that they can take if notified of a positive case <https://youtu.be/6W2uSbT27ns>



Conclusion



Our median turnaround time from referral to communication of result, for detected and not detected tests over the past seven days in community settings is **1.7 days**.



In the last week, we have seen a decrease in demand for community testing, by approximately 26% from this time last week.



We have reached over **1,745,660** lab results completed to date as of 10th of November.



We continue to build agility in our test and trace system, examples of this include a nationwide recruitment campaign for swabbers and contact tracers, standing up temporary swabbing sites and making process improvements to our end to end test and trace system.