

HSE COVID-19 Test and Trace Briefing

3rd of June, 2021

Testing Volumes and Turnaround Times

1

2

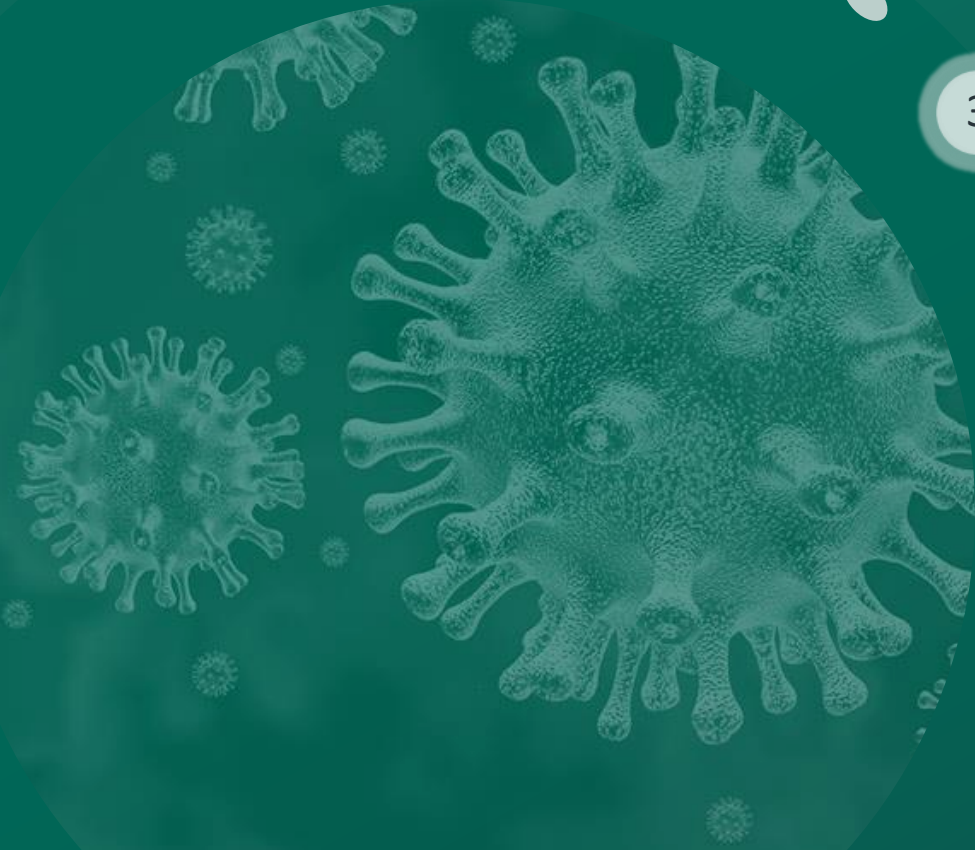
Test and Trace Trends

3

Testing Programmes

4

Recruitment





Test and Trace Headlines



1 day

Community - median end to end TAT for a not detected result



1.3 days

Community - median end to end for a detected result



c.130,740

Total number of swabs taken last week



c.131,823

Total number of laboratory tests last week



6,210+

Calls made to close contacts last week

Note: The above TaT and volume metrics refer to the seven day date range from 26th May – 1st June.

A circular inset image showing a microscopic view of several coronavirus particles. The particles are spherical with a textured surface and numerous spike-like protrusions (glycoprotein spikes) extending from the surface. The background is dark, making the lighter-colored particles stand out.

1. Testing Volumes and Turnaround Times



Test and Trace Volumes

The following metrics and turnaround times refer to the seven days from 26th May – 1st June.



- **Total Community Referrals (including walk-ins)** were c.72,633, which has increased by 9.5% in comparison to the same time-frame last week (19th – 25th May; c.66,300 total referrals).



Total Swabs Completed

From the 26th May – 1st June, c.130,740 swabs were completed across community, walk-in, serial testing and acute sites.



Lab Tests and Detected Rate from 26th May – 1st June

- There was c.131,823 lab tests completed over the past week.
- The average detected rate over the past week is **approximately 2.9%**.



Contact Tracing

- Over the last 7 days, of those tested with close contacts, the average number **close contacts was 3.6 per person**.
- From 26th May – 1st June a total of 2,654 calls were completed to inform individuals of their detected COVID-19 test result.
- From 26th May – 1st June, contact tracing was completed for c.2,542 individuals that had a confirmed COVID-19 case
- In addition, c.6,215 calls were made to close contacts.



Test and Trace Turnaround Times

The following metrics and turnaround times refer to the 7 day date range from 26th May – 1st June.



Turnaround Times

- The combined median time from swab to lab result in community and acute settings was **22 hours**.
- All contact tracing calls are completed within a **mean of 8.6 hours** and a **median of 5.6 hours**.
- In the last seven days, in the community, we have delivered a **median end to end turnaround time of 1 day for not detected results**.
- In the last seven days, in the community, we have delivered a **median end to end turnaround time of 1.3 days for detected results**.

A circular inset image showing a microscopic view of several coronavirus particles. The particles are spherical with a textured surface and numerous spike-like protrusions (glycoprotein spikes) extending from their outer layer. They are set against a dark, circular background.

2. Testing and Trace Trends

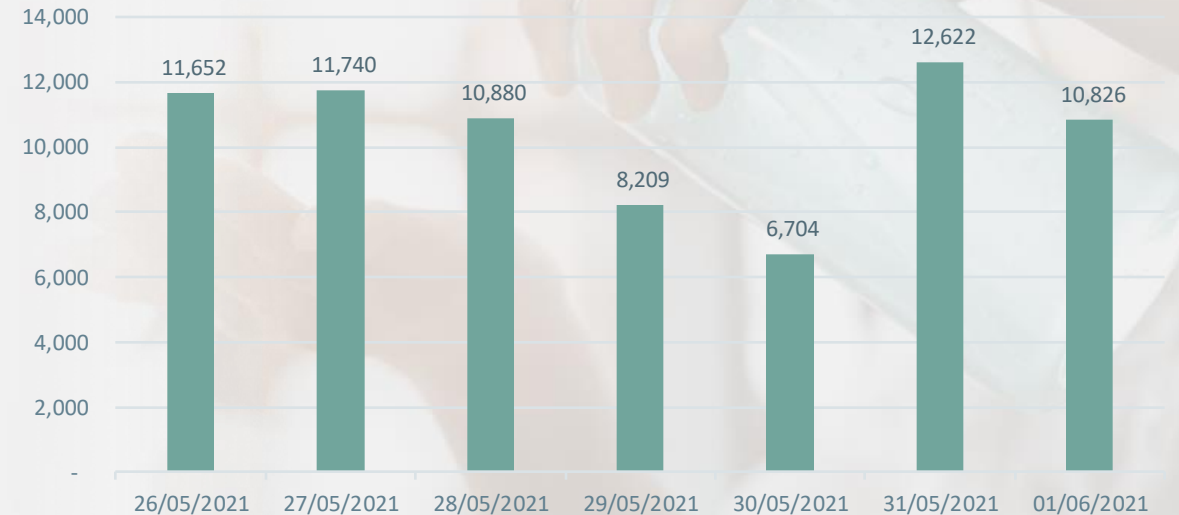


Total Community Referrals

(Including walk-ins)

- From the 26th May – 1st June, there were a total of **c.72,633** Community Referrals (including walk-ins). This weekly total has **increased by 9.5%** in comparison to the same time-period last week (19th – 25th May; c.60,300 total referrals).
- The graph to the right shows a daily breakdown of **total community and walk-in referrals** over the past 7 days.

Total Referrals 26th May - 1st June

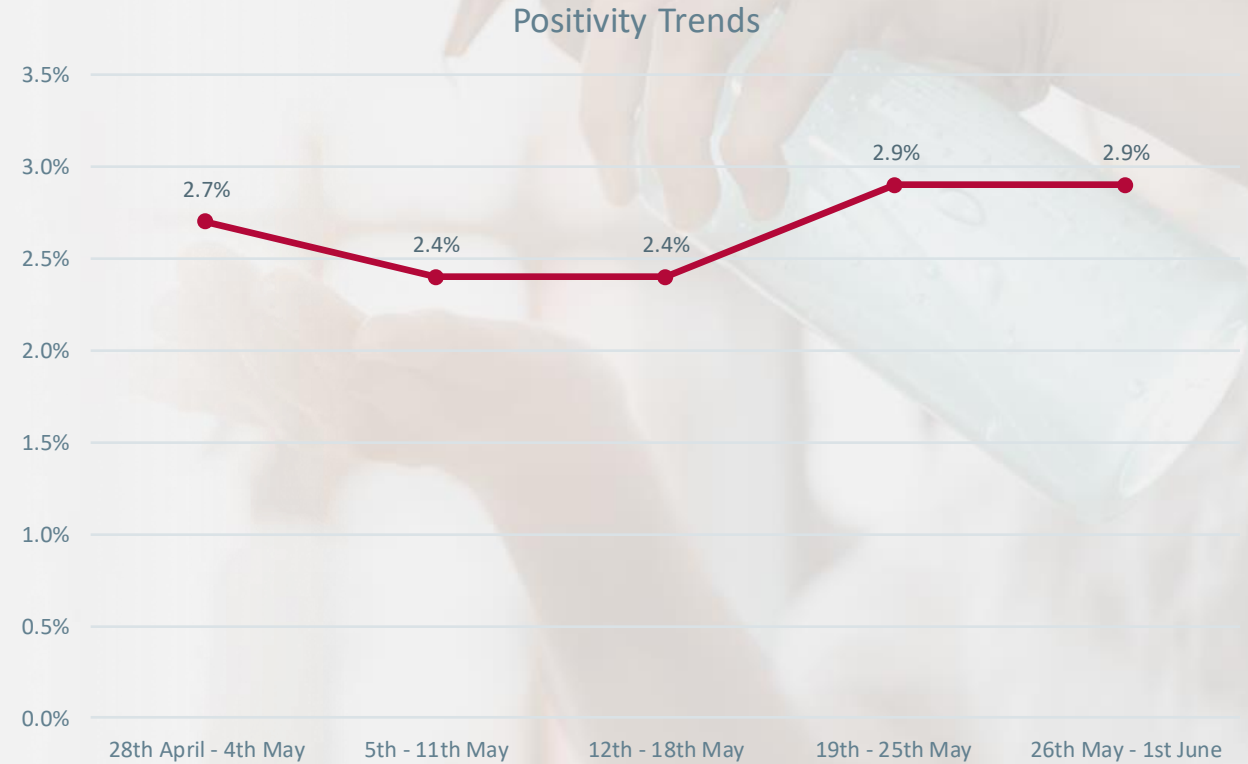




Overall Positivity Trend

c.2.9%

- The positivity rate for the past seven days is **c.2.9%**
- The positivity rate has remained consistent in comparison to the same time-period last week (2.9%)

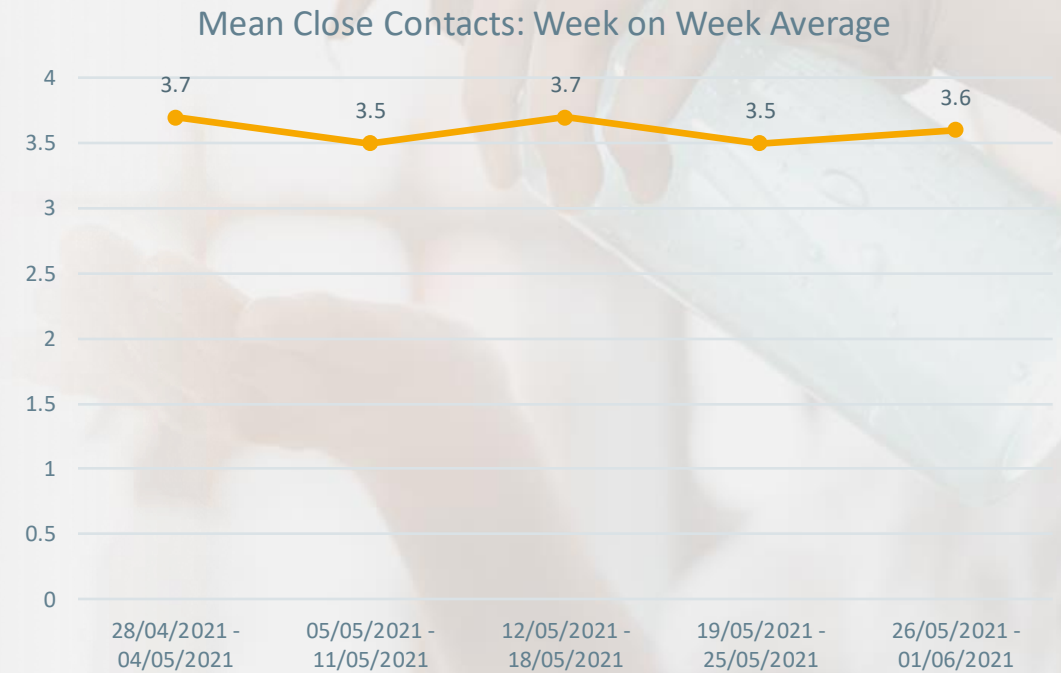




Close Contacts Trend

3.6

Over the last 7 days, of those tested with at least one close contact, the mean number of close contacts per person was **3.6**



A circular inset image showing a microscopic view of coronavirus particles. The particles are spherical with a textured surface and numerous spike-like protrusions (glycoprotein spikes) extending from the surface. The background is dark, and the particles are rendered in shades of light blue and white.

3. Testing Programmes

Serial Testing in Nursing Homes

Cycle 12 of serial testing for Nursing Homes commenced on 24th of May.

In Cycle 12;



340 facilities have been tested

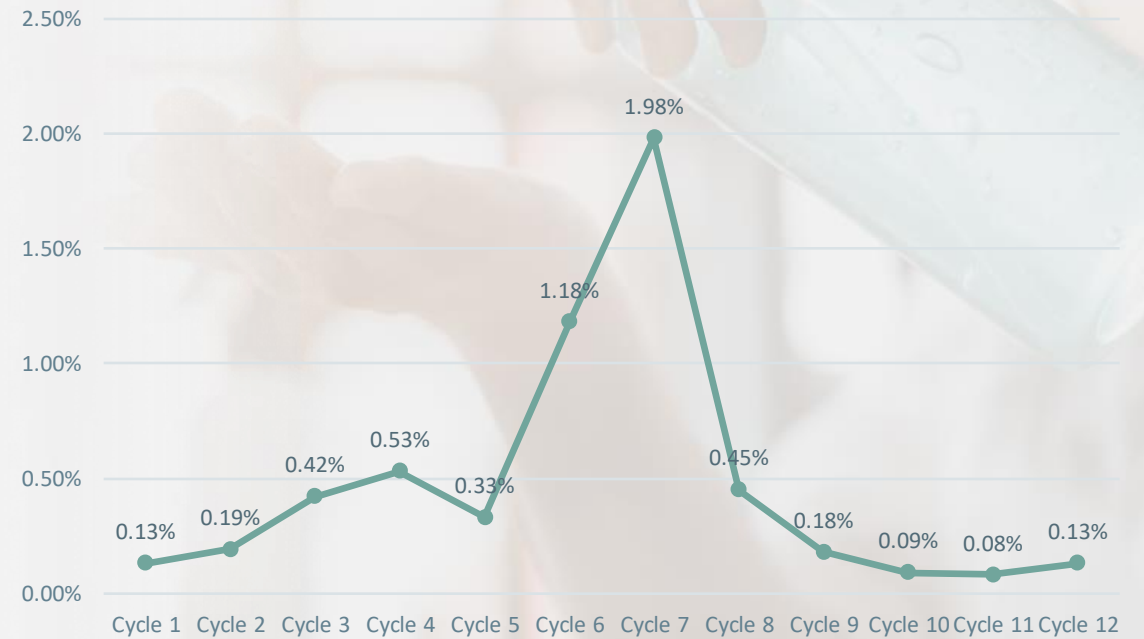


14,937 tests have been completed



20 detected cases identified
(0.13% detected rate)

Nursing Home Detected Rate per Cycle





Serial Testing in Mental Health Facilities

Cycle 5 of serial testing for Mental Health Facilities commenced on 24th of May.

In Cycle 5;



9 facilities have been tested

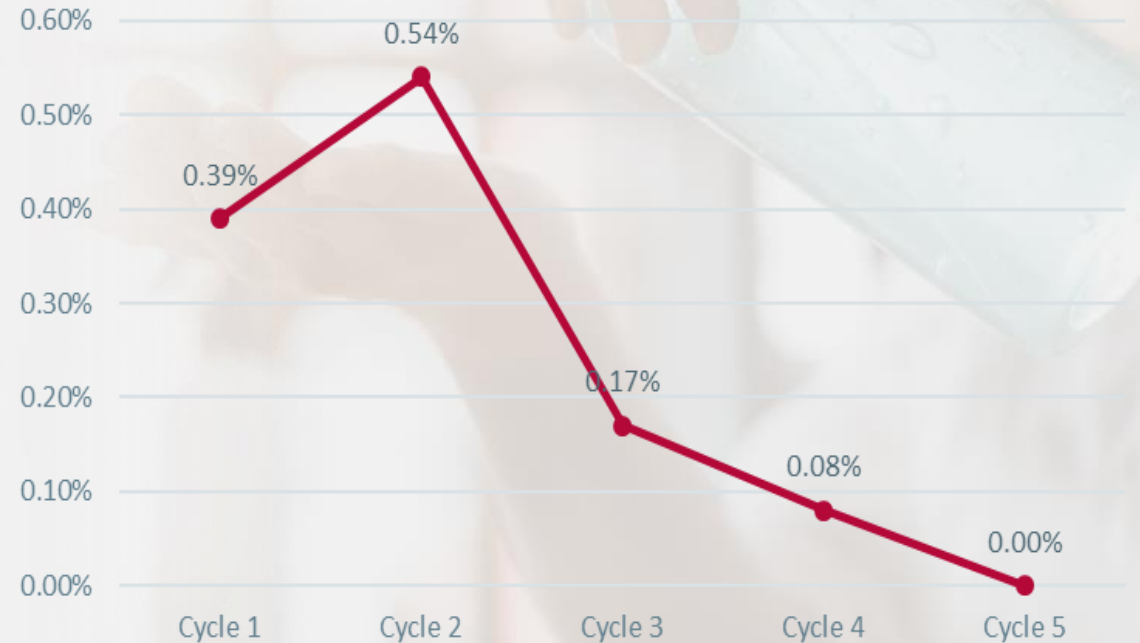


251 tests have been completed



0 detected cases identified
(0.00% detected rate)

Mental Health Facilities Detected Rate per Cycle





Serial Testing in Food Production Facilities

Cycle 10 of serial testing for Food Production Facilities commenced on 31st of May.

In Cycle 10;



13 facilities have been tested

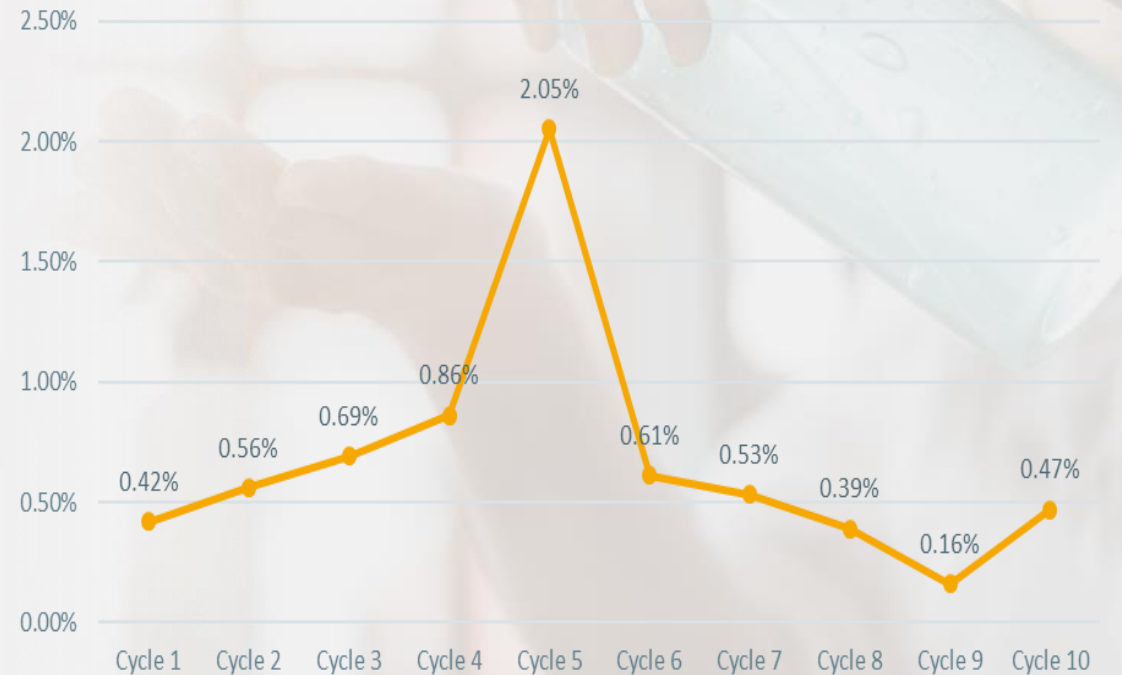


2,332 tests have been completed



11 detected cases identified
(0.47% detected rate)

Food Production Detected Rate per Cycle





Mandatory Hotel Quarantine Testing

- All passengers arriving into Ireland from designated states are required to pre-book accommodation in a designated quarantine facility.
- Testing resources have been made available in Quarantine Facilities since 26th March 2021, and are available on a daily basis to accommodate the testing of all new arrivals.
- The scope of testing includes:
 - Testing of passengers arriving into Ireland from Category 2 Countries on Day 0 and Day 10
 - Testing of passengers arriving into Ireland from Category 1 Countries that have not been able to produce a negative result
 - Testing of Quarantine Hotel Staff on a weekly basis

Total Hotel Quarantine Swabs as of June 1st:

Hotel Staff

1,993 swabs complete

Quarantine Residents

7,240 swabs complete

Detected Cases To Date

224



A circular inset image showing a microscopic view of coronavirus particles. The particles are spherical with a textured surface and numerous spike-like protrusions. They are set against a dark, circular background that is part of a larger, faint circular graphic on the slide.

4. Recruitment



Recruitment as of 10th May


798
**Community
Swabbers**

Recruited and Onboarded

938
**Staff supporting
Contact Tracing**

Of these 938 staff;
885 of these staff have been hired
and retained as part of
dedicated workforce to support
the contact tracing function

The remaining 53 staff are redeployed
from the HSE and other Public Service
Roles





Self-Referral Portal Pilot

- The Self-Referral Portal Pilot began in Letterkenny, Swords and Citywest testing centres on Tuesday 1st of June 2021.
- Individuals in the Pilot areas will now be able to access the online system and book their COVID 19 test up to 24 hours in advance, whether symptomatic or asymptomatic
- Work is currently underway to enable this system to be rolled out across all of the static testing sites.





Conclusion

1

As of the 1st of June, the overall **positivity rate is 2.9%**.

2

Our median end to end turnaround time is **1.3 days for detected cases and 1 day for not detected cases.**

3

Total Community Referral Volumes have **increased by 9.5%** in comparison to the same time-period last week

