

HSE COVID-19 Test and Trace Briefing

22nd of April, 2021

Testing Volumes and Turnaround Times

1

2

Walk In Test Centres

3

Test and Trace Trends

4

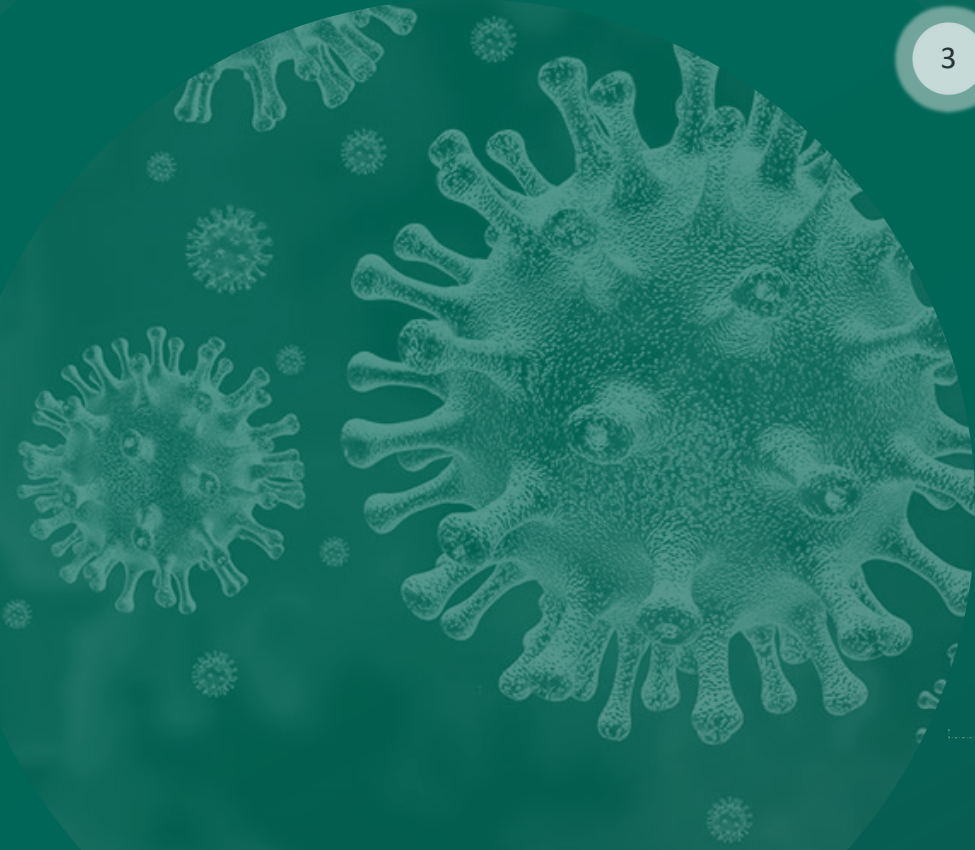
Testing Programmes

5

Education and Childcare

6

Recruitment





Test and Trace Headlines

Over 4,332,959
Lab Tests Completed to Date



1.2 days

Community - median end to end TAT for a not detected result



1.8 days

Community - median end to end for a detected result



115,250+

Total number of swabs taken last week



106,360+

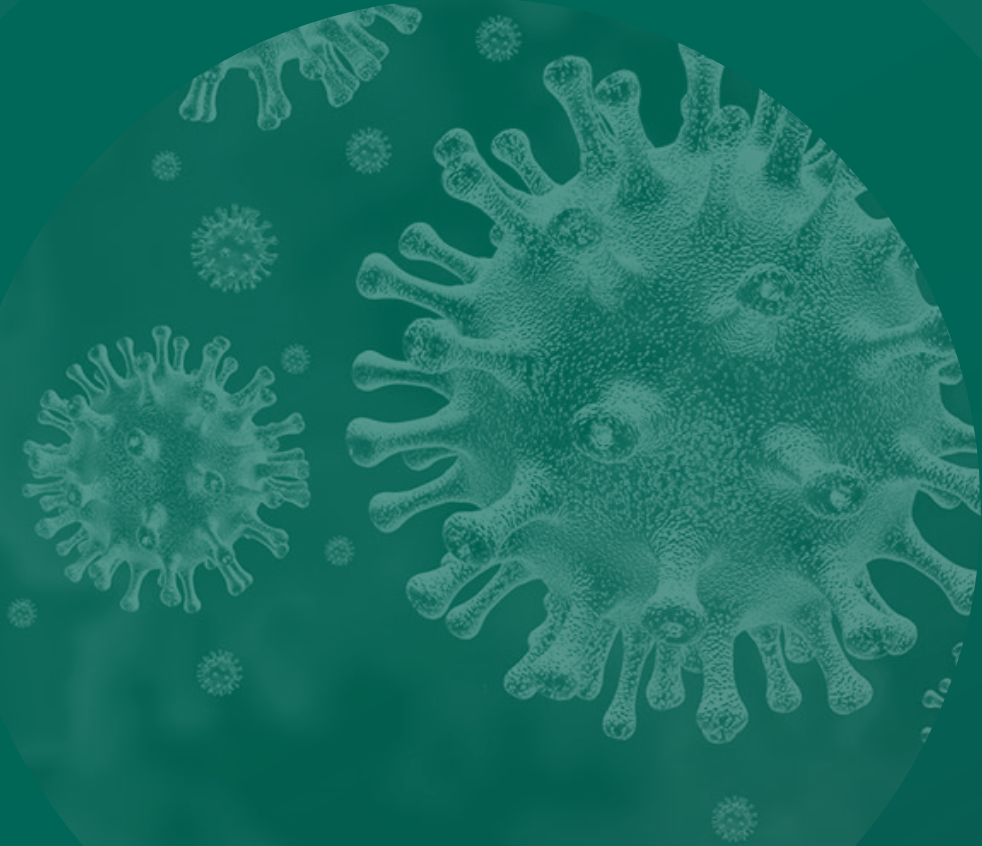
Total number of laboratory tests last week



2,440+

No. of individuals with contact tracing complete in the last week

Note: The above TaT and volume metrics refer to the seven day date range from 14th – 20th April.



Testing Volumes and Turnaround Times



Test and Trace Volumes

The following metrics and turnaround times refer to the seven days from 14th – 20th April.



Community Referrals and Total Swabs Taken

- **Community Referrals (GP and CTC)** were c.33,946, which remains consistent in comparison to the same time-frame last week (7th – 13th April; c.34,025 community referrals)
- **Walk-In Referrals** were c.7,178, an increase of 18% in comparison to the same time-frame last week (7th – 13th April; c.6,065 walk-in referrals)
- From the 14th – 20th April, over 115,256 swabs were taken across community, acutes and serial testing.
- **94.7%** of GP referrals are provided with a COVID-19 test appointment within 24 hours.
- From 5th – 11th of April of those close contacts who were referred for Test 1, attendance was **87%**.
- From 29th March – 4th April, of those close contacts who were referred for Test 2, attendance was **87%**



Laboratories

- Laboratories processed **106,366 tests** across our network of 46 labs.
- The average detected rate over the past week is **approximately 2.7%**.



Contact Tracing

- Of the close contacts identified between 5th – 11th of April who underwent Test 1 and whose results were available, 21.9% were positive. By circumstances of contact, positivity rates remain highest in this cohort for household close contacts where it is 31.6%.
- Of those who recorded close contacts over the last 7 days, the average number **close contacts is 3.3 per person**.
- From 14th – 20th of April a total of 2,723 calls were completed to individuals who received a confirmed COVID-19 detected test result.
- From 14th – 20th of April, contact tracing was completed for c.2,446 individuals that had a confirmed COVID-19 case
- In addition, c.4,039 calls were made to close contacts.




Test and Trace Turnaround Times

The following metrics and turnaround times refer to the 7 day date range from 14th – 20th April.



Turnaround Times

- The combined median time from swab to lab result in community and acute settings was **22 hours**.
- All contact tracing calls are completed within a **mean of 7.1 hours** and a **median of 4.4 hours**.
- In the last seven days, in the community, we have delivered a **median end to end turnaround time of 1.2 days for not detected results**.
- In the last seven days, in the community, we have delivered a **median end to end turnaround time of 1.8 days for detected results**.



Walk In Test Centres



Walk in - Test Centres (1/2)

Symptom Free Walk-In COVID-19 Testing

- Between 16-18th April, a further 4 walk-in test centres opened across Dublin 5, 8, 24 and Tipperary.
- The Dublin 15 site was extended until 21st of April.
- Further sites are currently being assessed to follow suit.
- Due to the success of the 'testing lanes in static centres' pilot in Mullingar and Dunmanway, these testing lanes will remain open.
- The next static testing centre to open walk-in testing lanes is Tralee, Co. Kerry which will be in operation from 21st – 27th April. In addition, further static sites are current being assessed to follow suit.
- These walk-in test sites support the HSE's enhanced COVID-19 testing for local communities and allow further identification and understanding of any variants of concern within our communities.



HSE  **Riadas na Míreann**
Government of Ireland

 **Don't have symptoms of COVID-19 but want to be tested?**

Try our new free, walk-in COVID-19 testing service.






Walk in - Test Centres (2/2)

Symptom Free Walk-In COVID-19 Testing

- Covid-19 walk-in test centres provide quicker and easier access to Covid-19 testing for asymptomatic people. They first opened on 26th March.
- As of April 20th:
 - A total of 37,580 people have attended
 - Overall positivity rate for walk-in test centres is 3.1%
 - Coolock and Mulhuddart sites had the highest positivity levels – over 5.5%
 - The positivity rate was highest among the 15-24 year old Category at 4.4% and lowest in over 65s (c.1.4%)
 - To date **1,124 detected cases** have been identified

The advertisement features the HE logo and the Government of Ireland logo on the left. On the right, it includes the Coronavirus COVID-19 Public Health Advice logo. The central text asks, 'Don't have symptoms of COVID-19 but want to be tested?' and promotes a free, walk-in testing service. A graphic of a smartphone with a thermometer icon is shown on the right side of the ad.

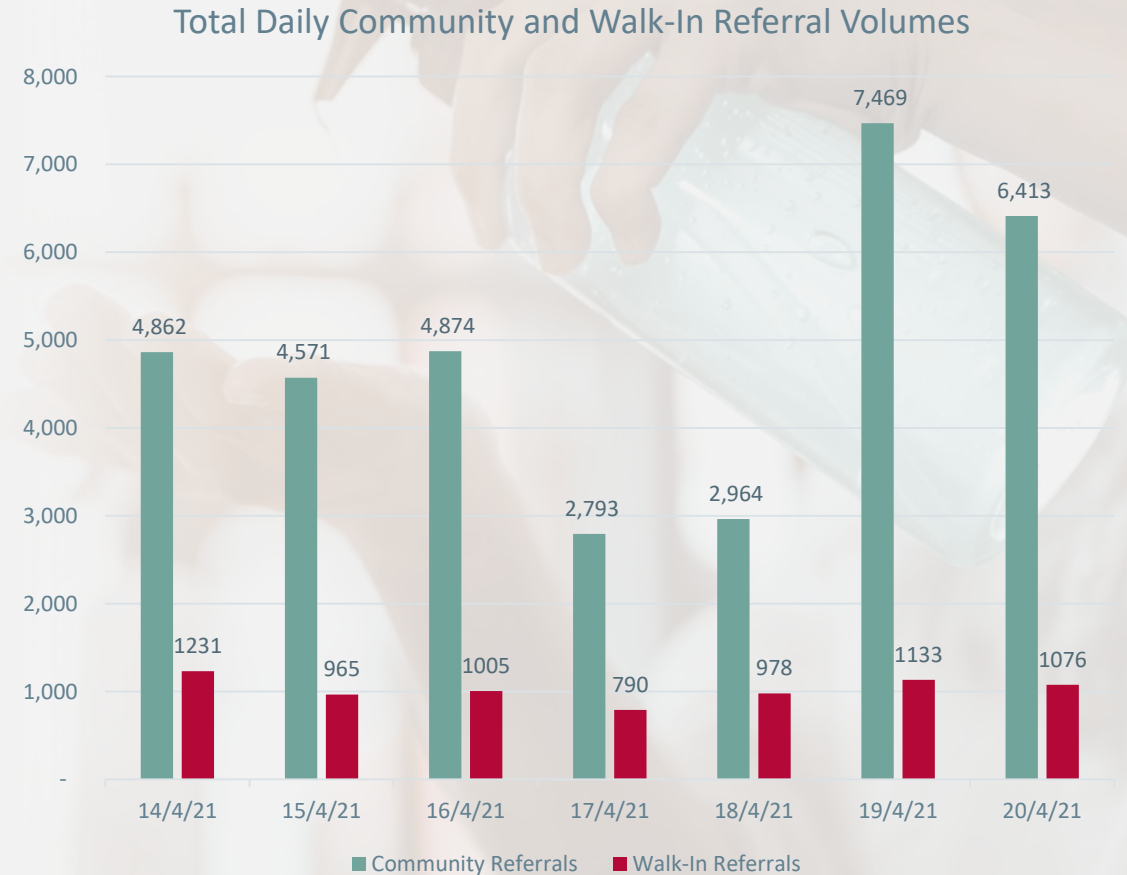


Testing and Trace Trends



Community & Walk-In Referrals

- From the 14th – 20th April, there were **c. 33,946** referrals in **community settings**. This weekly total has **remained consistent** in comparison to the same time-period last week (7th – 13th April; c.34,025 community referrals).
- From the 14th – 20th April, there were **c.7,178** referrals for **walk-in test centres**. This weekly total has **increased by 18%** since the same time-period last week (7th – 13th April; c.6,065 walk-in referrals)
- The graph to the right shows a breakdown of **total daily community and walk-in referrals** over the past 7 days.



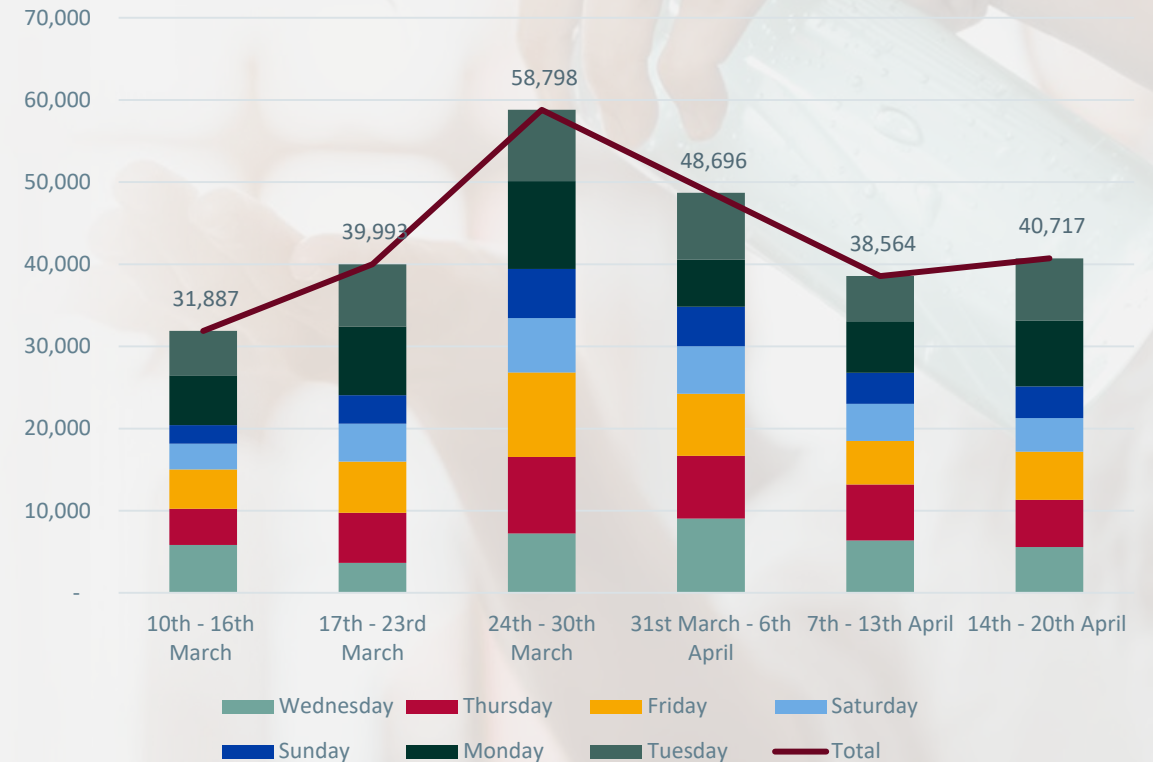


Swabs Completed in Community Test Centres

Including Walk-in Test Centres

Over the 7 day period, 14th – 20th April, there has been **c.40,717** swabs completed in community test centres (including walk-in test centres)

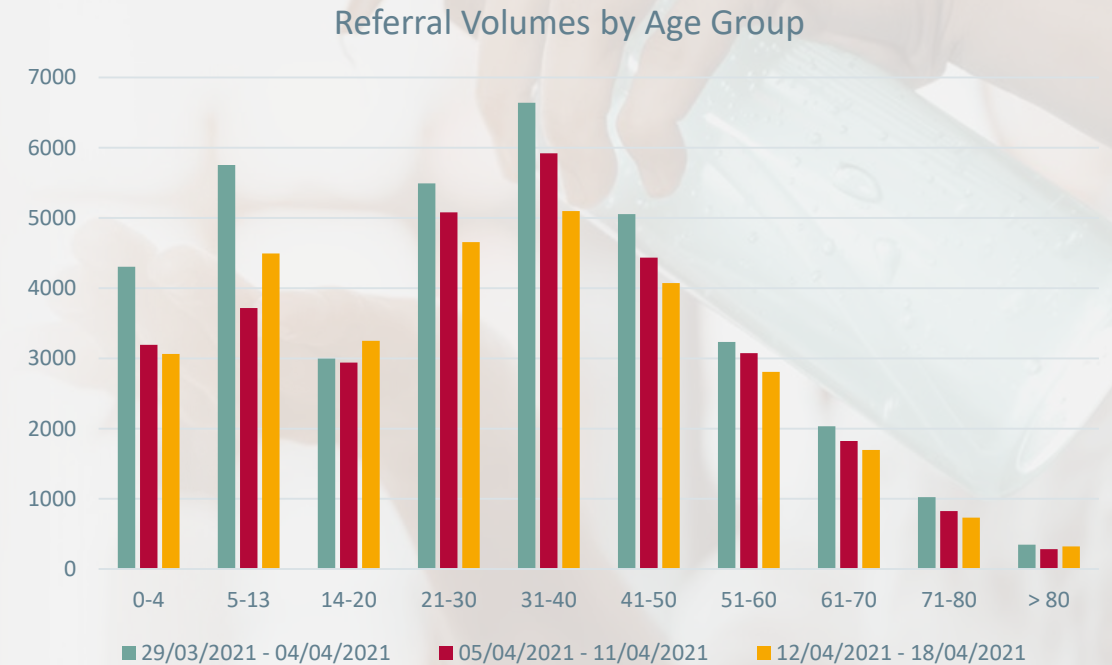
Swabs Completed in Community Test Centres





Community Referrals by Age Group

- From the 12th – 18th of April, the age group with the highest percentage of referrals was the **31-40** age group.
- The **31-40** age group made up **16.9%** of all referrals.
- The detected rate for the **31-40** age group was **c.8.6%**.

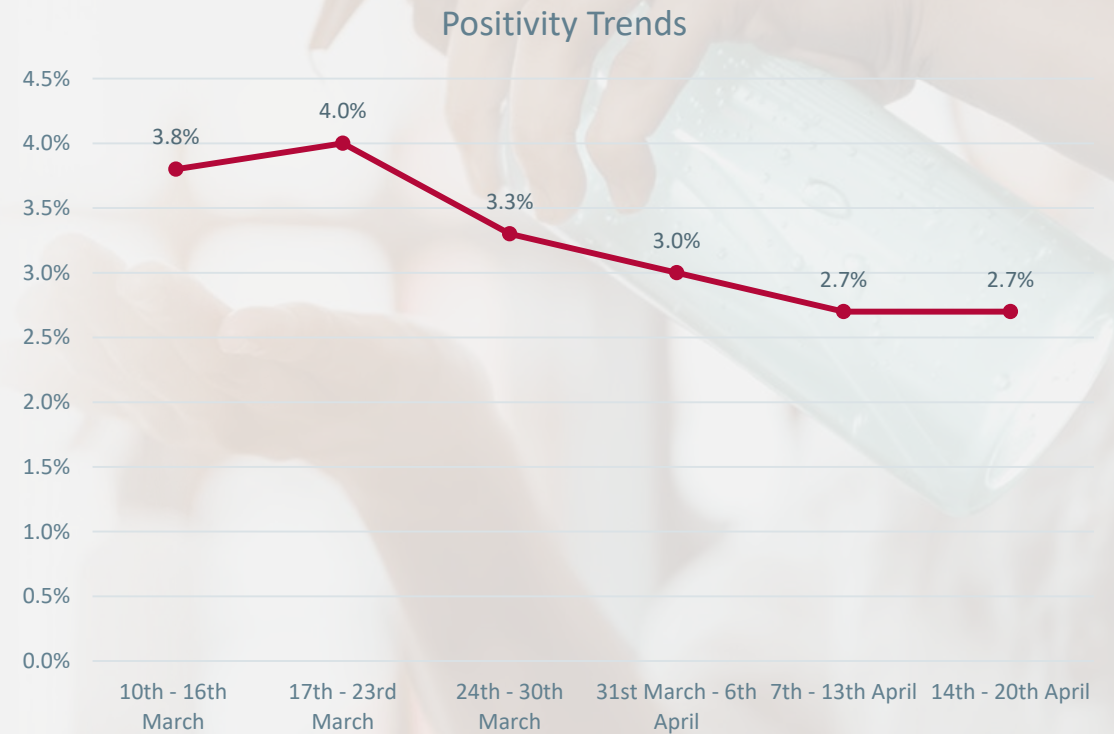




Overall Positivity Trend

c.2.7%

- The positivity rate for the past seven days is **c.2.7%**
- The positivity rate has remained stable since the same-time frame last week.





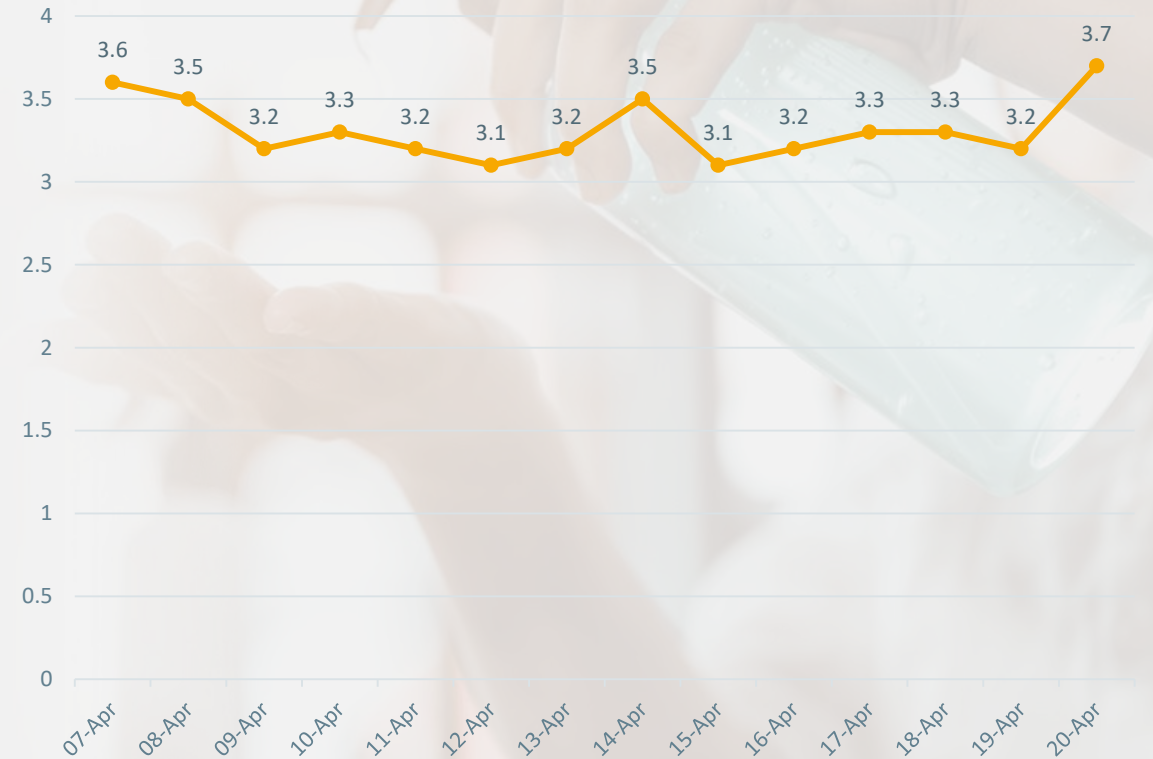
Close Contacts Trend

3.7

Of those tested with at least one close contact, the mean number of close contacts per person was **3.3 over the last 7 days**

- Overall Close Contact Positivity Rate: **21.9%**
- Household Positivity: **31.6%**
- Social Positivity: **13.4%**

Mean Number of Close Contacts



A circular inset image showing a microscopic view of several coronavirus particles. The particles are spherical with a textured surface and numerous spike-like protrusions. They are set against a dark, circular background that is part of a larger, faint circular graphic on the slide.

Testing Programmes

Serial Testing in Nursing Homes

Cycle 10 of serial testing for Nursing Homes commenced on 29th of March.

In Cycle 10;



587 facilities have been tested

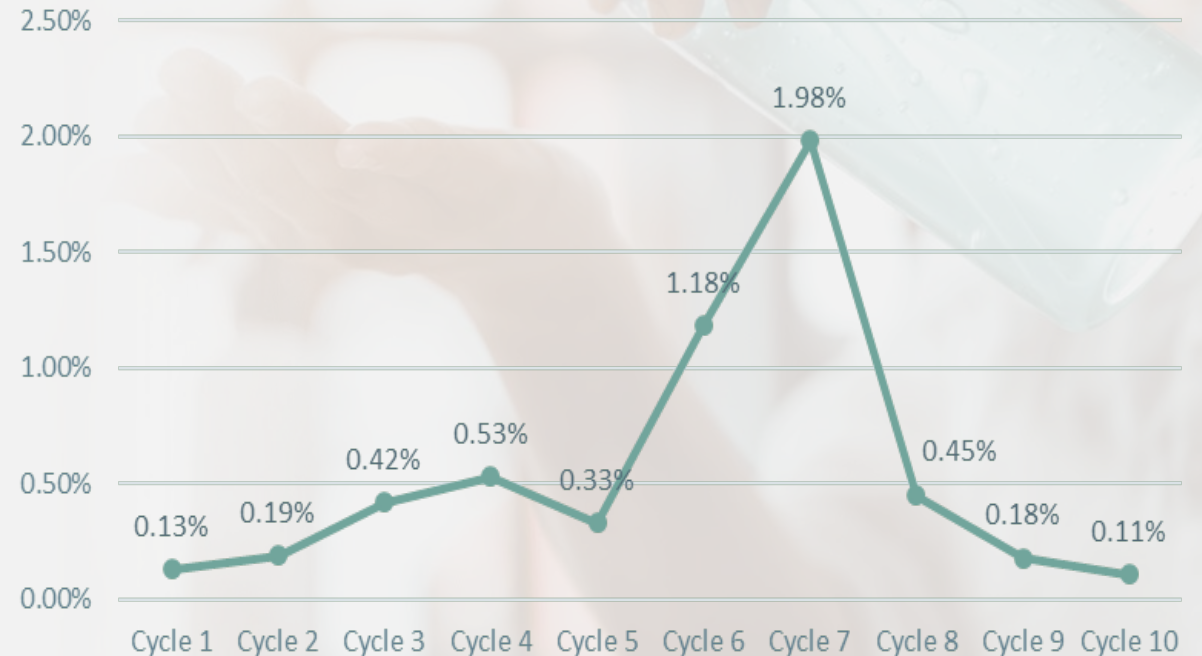


48,932 tests have been completed



52 detected cases identified
(0.11% detected rate)

Nursing Home Detected Rate per Cycle





Serial Testing in Mental Health Facilities

Cycle 3 of serial testing for Mental Health Facilities commenced on 29th of March.

In Cycle 3;



22 facilities have been tested

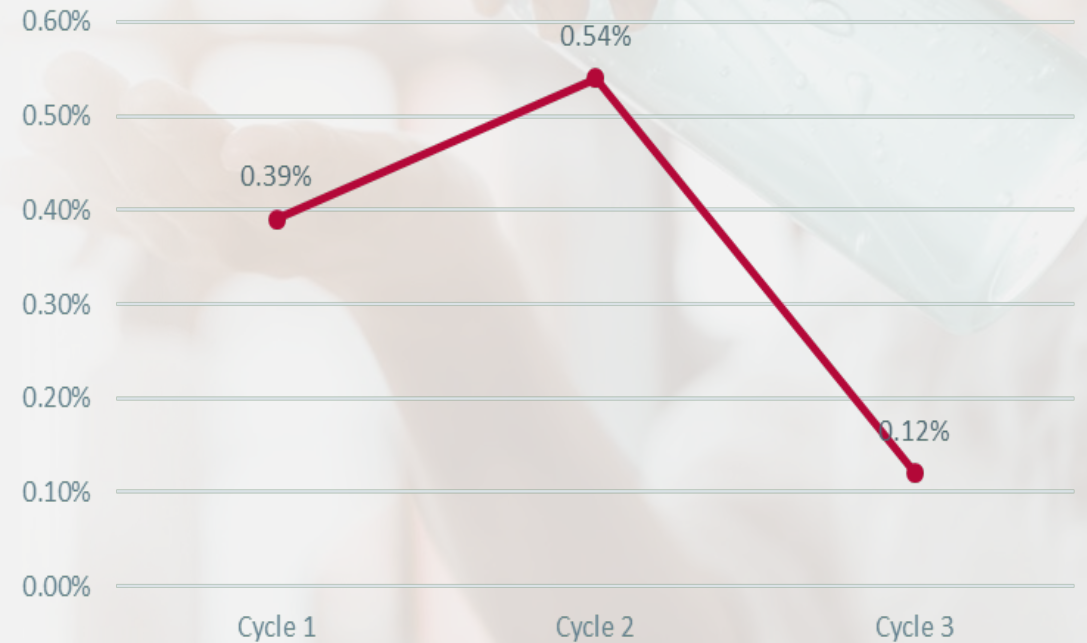


1,669 tests have been completed



2 detected cases identified
(0.12% detected rate)

Mental Health Facilities Detected Rate per Cycle





Serial Testing in Food Production Facilities

Cycle 8 of serial testing for Food Production Facilities commenced on 6th of April.

In Cycle 8;



51 facilities have been tested

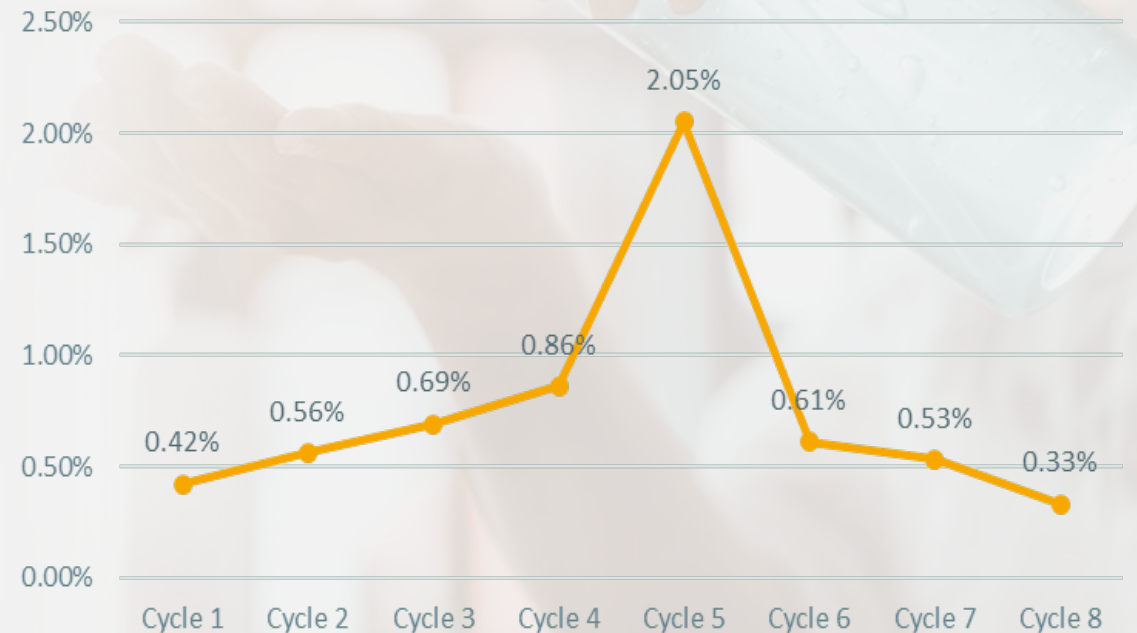


12,579 tests have been completed



42 detected cases identified
(0.33% detected rate)

Food Production Detected Rate per Cycle





Mandatory Hotel Quarantine Testing

- All passengers arriving into Ireland from designated states are now required to pre-book accommodation in a designated quarantine facility.
- Testing resources have been made available in Quarantine Facilities since 26th March 2021, and are available on a daily basis to accommodate the testing of all new arrivals.
- The scope of testing includes:
 - Testing of passengers arriving into Ireland from Category 2 Countries on Day 0 and Day 10
 - Testing of passengers arriving into Ireland from Category 1 Countries that have not been able to produce a negative result
 - Testing of Quarantine Hotel Staff on a weekly basis

Total Hotel Quarantine Swabs as of April 19th:

Hotel Staff

338 swabs complete

Quarantine Residents

1,355 swabs complete

Detected Cases To Date

29



A circular inset image showing a microscopic view of several coronavirus particles. The particles are spherical with a textured surface and numerous spike-like protrusions. They are set against a dark, circular background with some faint, larger-scale patterns.

Education and Childcare



In the Last Week

1 day

from swab to
communication of
result

Testing in Education and Childcare Facilities

primary
schools

535
individuals

31 primary
schools

2.2%
Positivity rate

Post primary
schools

206
individuals

18 post-
primary
schools

0.5%
Positivity rate

Special
schools

127
individuals

1 special
schools

1.6%
Positivity rate

Childcare
facilities

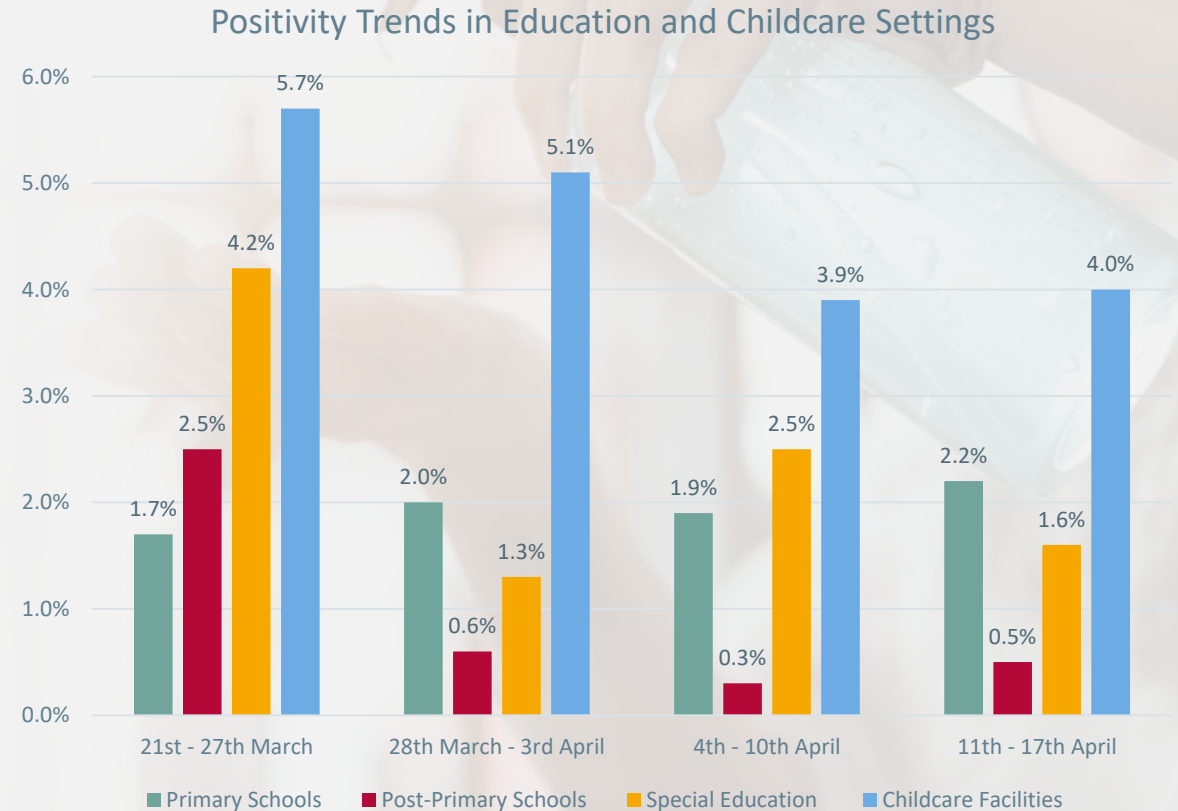
869
individuals

42 childcare
facilities

4.0%
Positivity rate

HE Positivity Trend in Education and Childcare Settings

- This graph shows the positivity trend in primary schools, post primary schools, special education and childcare facilities over the past four weeks.
- The positivity rate in **childcare facilities** has been decreasing over the past four weeks and last week was **4.0%**.
- In the last week the positivity rate in;
 - **Special education** schools was **1.6%**
 - **Post-primary** schools was **0.5%**
 - **Primary schools** was **2.2%**



A circular inset image showing a microscopic view of coronavirus particles. The particles are spherical with a textured surface and numerous spike-like protrusions. They are set against a dark, circular background with a subtle grid pattern.

Recruitment




782
Community Swabbers

Recruited and Onboarded

955
Staff supporting Contact Tracing

Of these 955 staff;
903 of these staff have been hired
and retained as part of
dedicated workforce to support
the contact tracing function

The remaining 52 staff are redeployed
from the HSE and other Public Service
Roles





Conclusion

1

As of 31st March, there are **over 4,332,959 COVID-19 Tests** completed to date.

2

Our median end to end turnaround time is **1.8 days for detected cases** and **1.2 days for not detected cases**.

3

Referral volumes in the community remained consistent overall in comparison to the same time-period last week.

