

HSE COVID-19

**Testing & Contact Tracing Update
28th of January 2021**



1) Performance of the Testing Infrastructure



Testing and Contact Tracing Headlines – 2,996,190 tests completed to date



1.4 days

Community - median end to end for a not detected result



1.9 days

Community - median end to end for a detected result



138,770+

Total Swabs last week



141,690+

Total number of laboratory tests last week



14,335+

Total number of Contact Tracing calls made last week

Note: The above TaT and volume metrics refer to the seven day date range from 20th – 26th of January.

Performance of the Testing Infrastructure (1/2)

The following metrics and turnaround times refer to the seven days from 20th – 26th of January.

Swabbing

- **c. 138,772 swabs samples** this week – meeting all demand including serial testing.
- This total swabbing figure includes approximately **57,102 taken in the community**, **47,913 taken in acute and private acute settings** and **33,757 taken as part of serial testing** of Staff in Food Plants and Residential Care Facilities.
- We have had **36 static testing centres** in operation, with **pop up testing sites in areas of most acute need**.
- Over the past week the Cleary Centre pop up testing centre in Donegal was open.
- Community testing demand has decreased by **23% in the last week**.
- **94.2%** of GP referrals are provided with a COVID-19 test appointment within 24 hours.

Laboratories

- Laboratories processed **141,692 tests** across our network of 46 labs.
- The average detected rate over the past week is **approximately 8.8%**, this is a decrease of c.4.2% from this time last week.

Contact Tracing

- Contact tracing is carried out in our centres in Galway, Limerick, Cork and Dublin.█
- As of 27th of January, close contacts average at **2.8** per person.
- On the 1st Jan in order to respond to the significant surge in cases, the contact tracing centre changes the way of work, by doing call 1 (inform positive patient) and call 2 (take contact details) together.
- Our Contact Tracing teams across Public Health and CTCs completed c.**14,335 phone calls** over the seven day period and **c.15,405 texts** were sent to close contacts.

Performance of the Testing Infrastructure (2/2)

The following metrics and turnaround times refer to the 7 day date range from 20th – 26th of January..

Turnaround

- Swab to lab result for community and acute settings is **22 hours**.
- **77.9% of people receive their test result in less than 36 hours and over 91% within 48 hours**
- All contact tracing calls are completed within a median of **5.1 hours** and a **mean of 2.7 hours**.
- In the last seven days, in the community, we have delivered a **median end to end turnaround time of 1.4 days for not detected results**.
- In the last seven days, in the community, we have delivered a **median end to end turnaround time of 1.9 days for detected results**.

Antigen Tests

- We have completed 4,000 antigen tests as part of our validation process.
- As part of an EU procurement exercise we have two approved tests. Other procurements exercises are ongoing.
- Antigen tests will be provided to the Acute Hospital system on 29th January for use by healthcare professionals in symptomatic settings such as outbreaks, at the discretion of the individual hospital

2) Testing Programmes



Serial Testing of All Staff in Residential Care Facilities

Cycle 7 of serial testing of RCFs has commenced on January 4th. During Cycle 7 of serial testing of RCFs, the majority of RCFs have transitioned from two weekly testing to weekly testing.

In Cycle 7;



580 facilities have been tested



87,539 tests have been completed



1,897 detected cases identified (2.17% detected rate)



Serial Testing of All Staff in Food Production Facilities

Cycle 5 of serial testing in food production facilities commenced on 12th of January.

In Cycle 5 ;



50 facilities have been tested



12,400 tests have been completed



288 detected cases identified (2.32% detected rate).



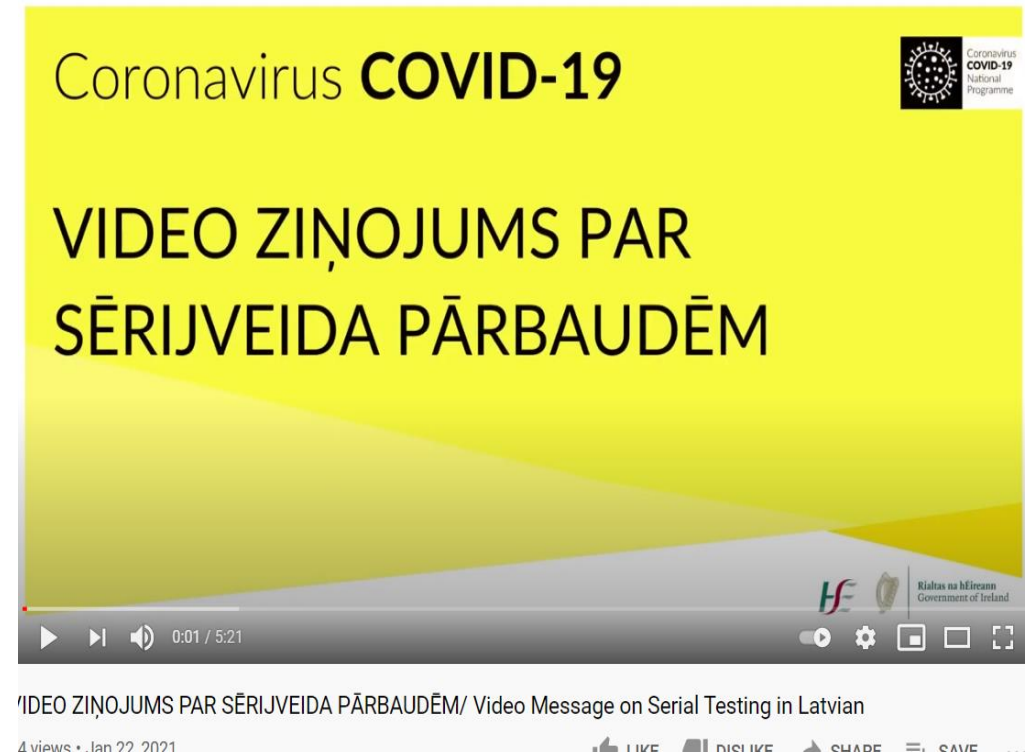
Serial Testing of Health Care Workers in Acute Hospitals

- A cycle of serial testing has been carried out at **St. Colmcille's Hospital in Dublin**
- A total of **308 tests** were completed
- Of the 308 tests completed, there were;
 - **5 detected cases**
 - 302 not detected
 - 1 not tested
- The overall **detection rate was 1.6%**.



Encouraging Participation in Serial Testing Programmes

- There is continuous engagement with stakeholders of the serial testing programmes to ensure consistent high participation rates.
- The HSE has recently **developed video clips in 13 different languages**, the aim of which is to encourage participation in workplace serial testing for Covid 19.
- The videos are available in Bulgarian, Croatian, Czech, English, French, Latvian, Lithuanian, Polish, Portuguese, Romanian, Russian, Slovak and Ukrainian and are available to access here : [Translate Ireland - YouTube](#)



Monitoring COVID-19 in Schools & Childcare Facilities

School and Childcare Facilities

- Although Schools have not yet reopened we continue to test in childcare facilities.
- As of January 27th, testing is currently ongoing or has been completed **in 1,629 facilities**. This includes schools and childcare facilities.
- **c.45,435 tests** have been carried out as part of this mass testing programme.
- Of these, **1,531 detected cases** have been identified. This is a detected rate of 3.4%.



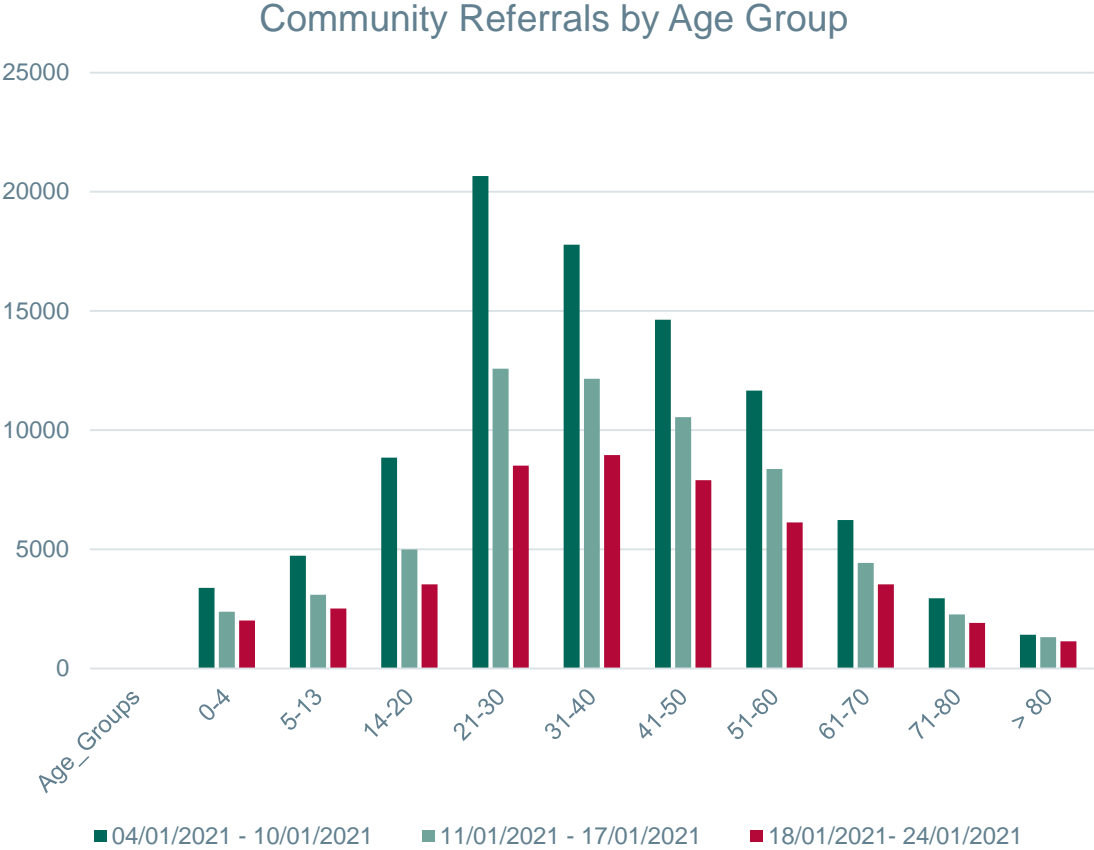
3) Test and Trace Trends



Total Count of Referrals by Age Group

Referrals by Age Groups

- The total number of community referrals has decreased by 26% in the last week.
- In the last week, the age group with the highest percentage of referrals was the 31-40 age group.
- The 31-40 age group made up 19.4% of all referrals.
- The detected rate of this age group was 16.9%.



The source of this graph is the data available to the integrated information service.

Community Demand for Testing over the past 6 weeks

23%

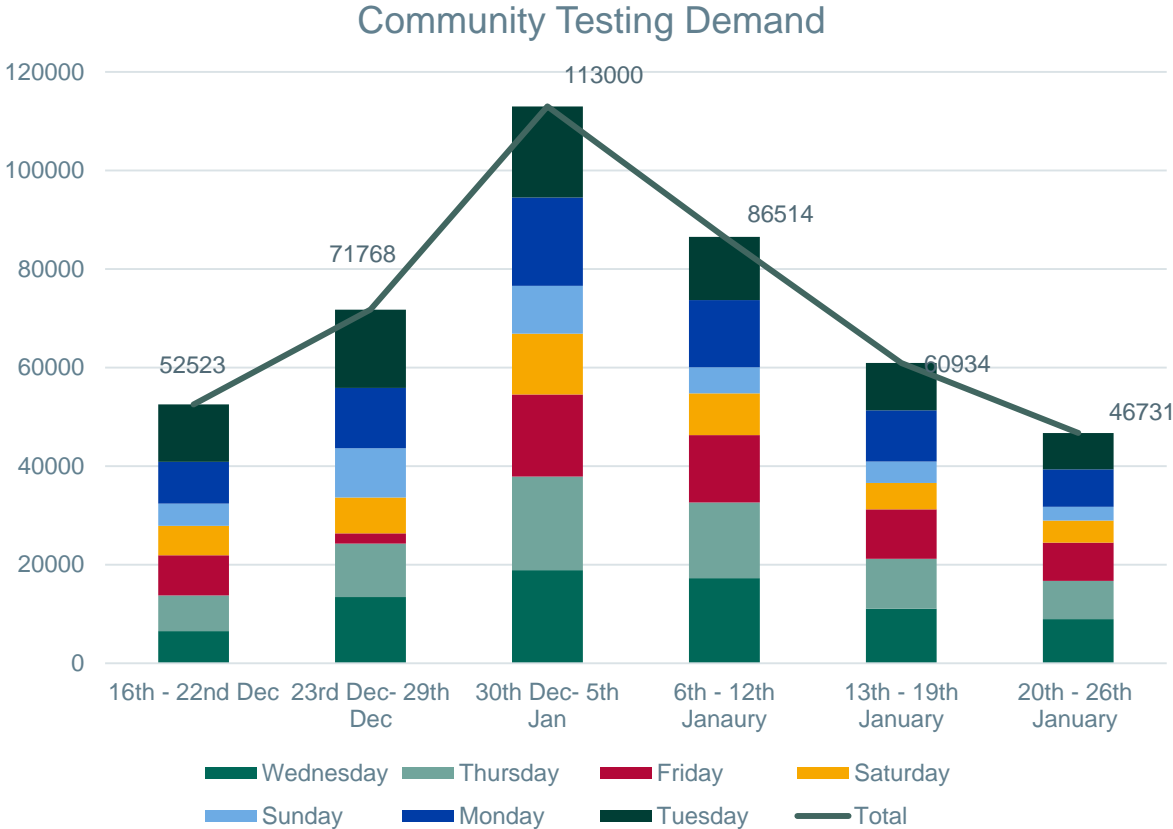


Last week saw a **23% decrease from the previous week** in demand for testing

59%

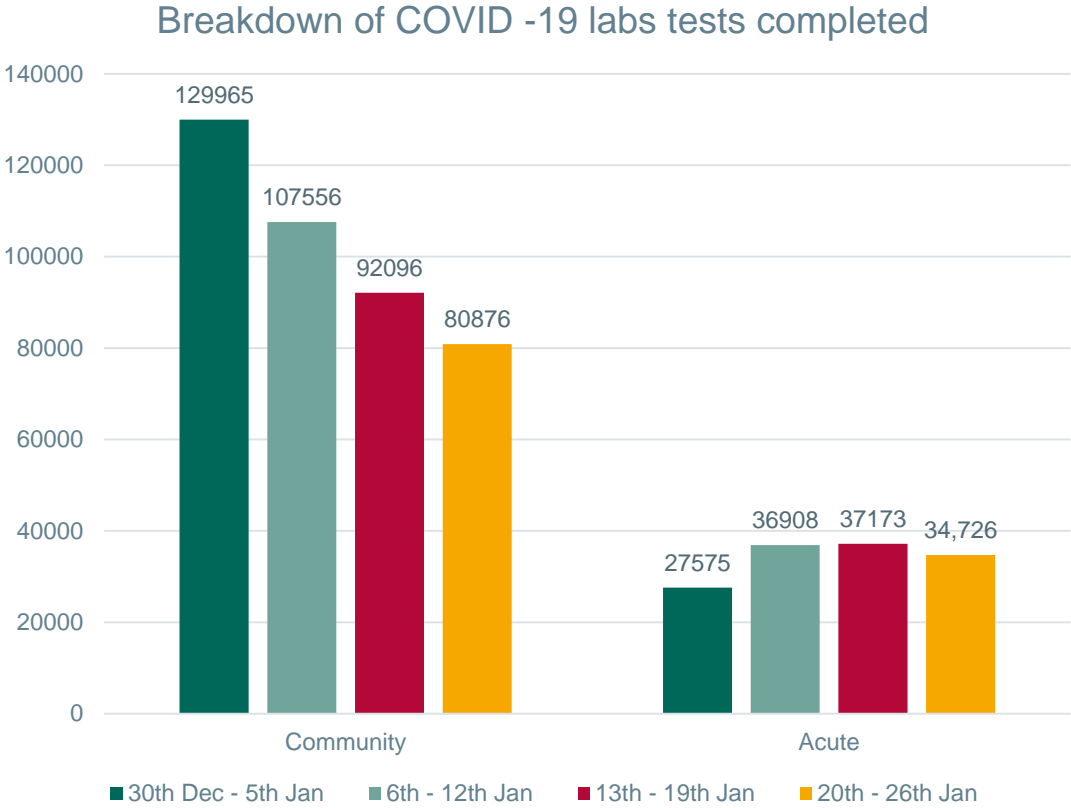


Demand for testing in the community has **decreased by 59%** since the most recent peak in demand for community testing from 30th December – 5th of January.



Tests completed in the community and Acute settings

- Over the past four weeks the number of tests completed by community labs has decreased week on week, indicating a decrease in the levels of symptomatic individuals in the community.
- However, as visible from the graph, the number of tests completed in our acute settings have increased or remained steady over the past four weeks.
- This provides an insight into the volume of COVID-19 tests being completed by our Acute settings.



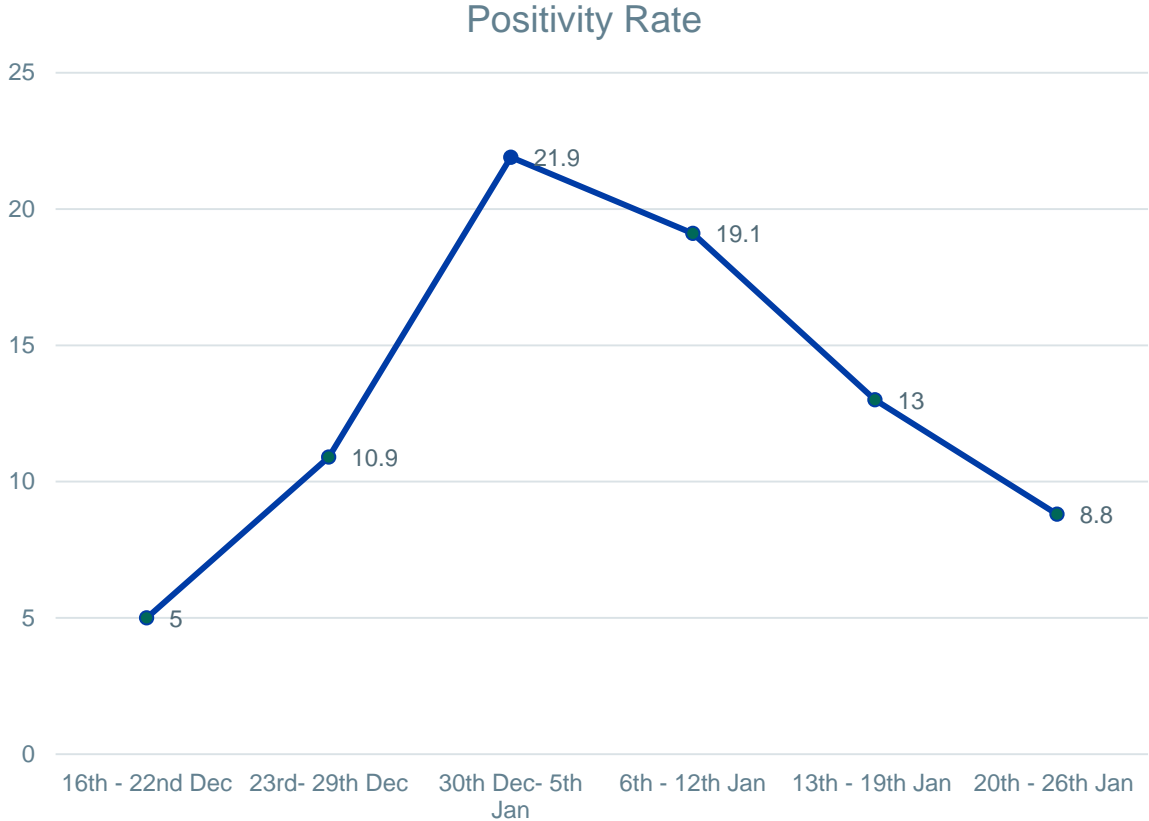
Positivity Trend

8.8%



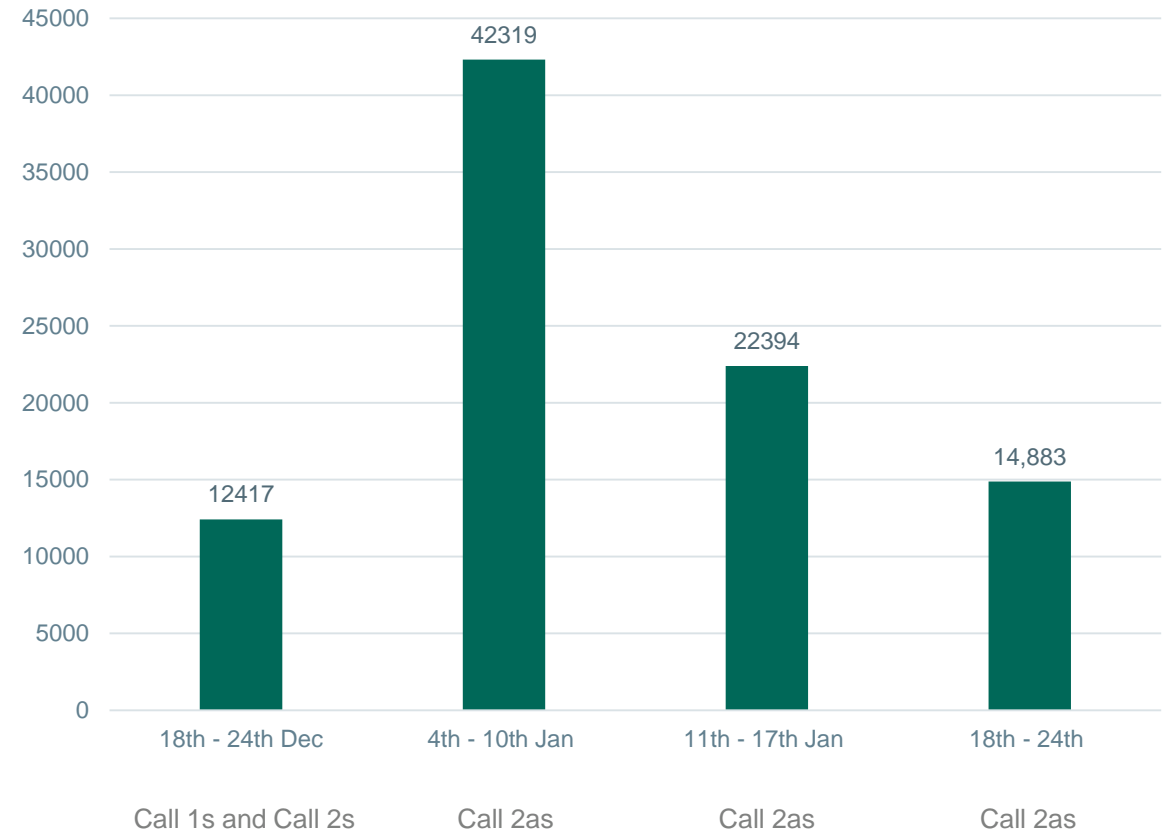
The Positivity rate has decreased week on week, the positivity rate for the past seven days is c. 8.8%.

This is a significant 4.2% decrease from this time last week.



Calls Completed

- The graph shows the volumes of calls which were completed over a seven day period before Christmas, 18th – 24th of December, where 12,475 calls Call 1s and Call 2s were made.
- Since the 1st of January, these calls have collapsed into one call, Call 2a, where an individual is informed of their positive result and contacts are collected in once call.
- The peak of call 2as from the 4th – 10th January was **42,319** Call 2as completed.
- A decline in the number of 2a calls can be seen from the 18th – 24th of January, in accordance with the decline of detected cases.



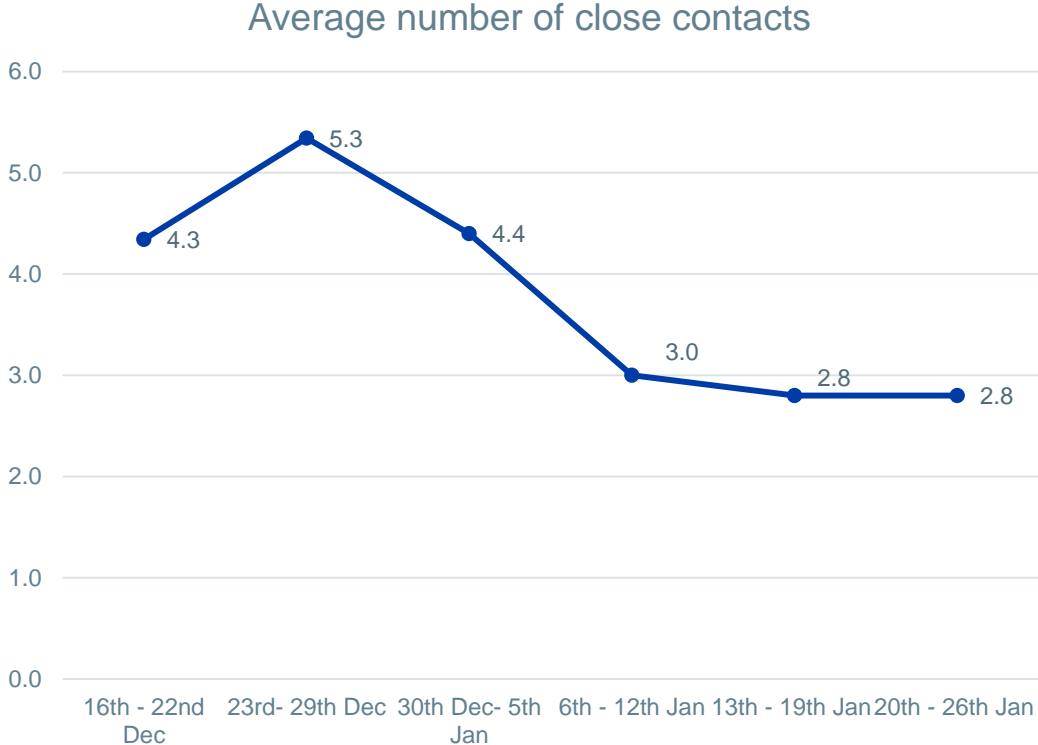
Close Contacts Trend

2.8 

Over the past 6 weeks, the highest number of close contacts recorded per person were, on average, 5.3 per person.

This number has levelled out over the past three weeks.

Of those who recorded close contacts, the average number of close contacts from 20th – 26th of January were **2.8 per person**.



4) Enhancements to the test and trace system



Contact Management Programme Update

- At present close contacts of a confirmed case are receiving an SMS to inform them of their close contact status.
- From tomorrow, Friday 29th January, the Contact Management Programme will re-instate its multiple call system calling all cases to gather enhanced data (30-40 minute call) and calling close contacts.
- From tomorrow, close contacts of a confirmed COVID-19 case will be referred for a COVID-19 test on Day 5.
- A new book a test portal has been developed and will be available to close contacts tomorrow.
- Further technology developments such as a portal for gathering close contact information will be rolled out in the coming weeks



Recruitment

Recruitment

The HSE is focusing efforts and increasing resources across our test and trace system, in both swabbing and contact tracing.

Swabbing

- As of the 25th of January, there is a total of 717 community swabbers have been hired and on-boarded so far.

Contact Tracing

- As of 25th of January, there is a total of 890 staff supporting contact tracing.
- Of these 890 staff, 819 of these staff have been hired and retained as part of the dedicated workforce to support the contact tracing function. The remaining 71 staff are deployed staff from the HSE and other public service roles.



Conclusion



Our median end to end turnaround time is **1.4 days for not detected cases** and **1.9 days for detected cases**.



Demand for testing in the community has **decreased by 59%**, since the most recent peak in demand for community testing, from 30th December – 5th of January.



As of 20th of January, there are nearly 3 million tests completed to date
- **2,996,190 COVID-19 Tests** completed to date.